




**It's more than a boat. It's a TRACKER.**  
2018 Mod V & Deep V Boats







# A 40-Year Legacy of FISHING MEMORIES



## A word from JOHNNY MORRIS

Fellow anglers,

Forty years ago, my dad came up with a pretty keen idea – develop a very affordable aluminum bass boat. With his inspiration, we developed the very first nationally advertised boat, motor and trailer package, pre-rigged and ready to fish... we named it the “Bass Tracker.” We sold them factory direct to fishermen at true breakthrough low prices... it revolutionized the boating industry.

In the decades since, TRACKER boats have helped thousands of families enjoy the great outdoors and make lasting memories on the water. Every one of our boats is designed and built in America by a remarkable team of people who are deeply committed to building uncompromising quality into each and every boat they produce.

Over the past four decades we have continued to expand our selection while constantly enhancing our quality. As a result, TRACKER boats have received the National Marine Manufacturing Association’s highest awards for excellence in customer satisfaction for five straight years. What’s more, we back each one of our boats with the TRACKER Promise—the best warranty in the industry, a lifetime guarantee on the deck and structure and five full years of bow to stern coverage.



To celebrate our 40th Anniversary, we’re honoring our heritage of delivering unmatched value with the Bass TRACKER Heritage Edition. This classically-styled fishing machine salutes the original spirit of TRACKER with today’s standards of quality – and at \$9,995 it definitely underscores our original commitment to deliver unmatched value!

This heritage boat reminds me of the early days of TRACKER and the milestones we have celebrated over the past 40 years. It’s been an incredible journey, enriched by countless happy memories of time on the water with friends and family. I hope you get out there and create some fun memories of your own!

Catch a Whopper!

*Johnny Morris*

**Johnny Morris**  
Founder, Bass Pro Shops®  
& TRACKER® Boats



# THE TRACKER PROMISE



## THE BEST FACTORY WARRANTY in Aluminum Boats

TRACKER® uses world-class manufacturing, materials and components to deliver the best quality possible. As an industry leader in quality construction, we offer the TRACKER Promise—the strongest warranty in the business. See page 69 or visit [TRACKERBOATS.COM/WARRANTY](http://TRACKERBOATS.COM/WARRANTY) for coverage details.

- Standard on all-welded TRACKER boats
- 5-year bow-to-stern coverage (non-prorated)
- Limited lifetime structural & deck warranty (non-prorated)
- 3-year warranty on powder coat finish adhesion
- 3-year warranty on factory-installed trolling motor & fishfinder
- Provisions for transfer to a second owner



## Recognized for Excellence in Customer Satisfaction FIVE YEARS IN A ROW



For five consecutive years, TRACKER boats have been recognized for excellence in customer satisfaction in the aluminum outboard boat category by the National Marine Manufacturers Association® (NMMA®).



This means that thousands of feedback surveys returned by actual purchasers of TRACKER boats reported average satisfaction ratings above 90 points on a scale to 100.

With a TRACKER, you get steadfast dedication to quality that you can see in the fit and finish, feel in the smooth ride, and count on for a lifetime. From the skill of our master welders to our exclusive Diamond Coat™ finish, care is taken at every step in the process to ensure the finest, longest-lasting boat at the very best price.

The CSI award is a tribute to our skilled and dedicated boat builders and to the thousands of people in our company and dealer network who support our customers. By working hard and smart, they deliver the quality and value that have made TRACKER the best-selling fishing boats in the world.



# Your Adventure STARTS HERE

Build the best fishing boat value possible. NO COMPROMISES.  
NO EXCUSES. NO SHORTCUTS. That's the TRACKER way.

**JOHNNY MORRIS**

Founder, Bass Pro Shops®

TRACKER® Boats is backed by Bass Pro Shops®, a stable and respected leader in the outdoor industry. Since 1972, Bass Pro Shops has provided anglers, hunters, and outdoor-loving families with the gear they need to embark on any adventure. And since 1978, TRACKER has been helping them get out on the water, too.

You'll find TRACKER boats at hundreds of quality dealers around the world, including more than 75 Bass Pro Shops locations and hundreds of quality independent dealers across North America. From boats to nightcrawlers, the selection spans the entire range of supplies you might need for any excursion into the great outdoors. And they're

amazing destinations as well, showcasing native fish stocked in huge aquariums, magnificent taxidermy, plus restaurants, bowling alleys, shooting ranges and more!

You'll also find a Bass Pro Shops Boating Center™ inside each location, where you can climb into the boat of your dreams, open the compartments, and sit in the comfortable seats before you buy. And with the purchase of each boat, you'll get a VIP card good for a 20% discount on in-house brands, plus 10% off almost everything else in the store, for up to three years.

Bass Pro Shops has been a part of the American landscape for almost 50 years, and we'll be here for decades to come

to supply that new rod and reel, the newest trolling motor or just a replacement for your trusty old lure that monster bass stole from you last week at the lake. We'll also be here to service your TRACKER at our Power Pros™ Service Centers inside each location.

It comes down to this, folks: we're here for you and your family and all your outdoor needs, because that's what we do. And nothing makes us happier than helping you make memories that will last forever.



## Receive a VIP Discount Card with the purchase of any new TRACKER boat.

With the purchase of any new TRACKER® boat, you receive a VIP card good for a 20% discount on leading brands, such as Johnny Morris® Signature Series rods and reels, RedHead® clothing, XPS® lures and more, as well as 10% off almost everything else in the store for one year. Provide a valid email address, and your card will be valid for two years, and three years with a valid military ID.

## A Legacy of TRUST

The original TRACKER was the first complete, ready-to-fish boat to be offered at a nationally advertised, high-value, "after-negotiation" price.

Today, in our showrooms, brochures, Bass Pro Shops® catalogs, ads, flyers and websites, you'll still find our exclusive NO HAGGLE NO HASSLE® prices listed. It's our assurance to you that no matter where or when you shop, you're always receiving the absolute best price available.



## 3 Convenient Ways to Shop

### In Person

You'll find TRACKER boats at hundreds of quality dealers around the world, including more than 75 Bass Pro Shops locations and hundreds of quality independent dealers across North America.



### On the Phone

Call 855.580.0755 to speak to one of our knowledgeable representatives at the Boat Sales Connection. Buying a boat this way is so easy that almost 10% of our total boat sales come through the Boat Sales Connection.



### Online

Visit TRACKERBOATS.COM to find more photos, videos, comprehensive boat features and specifications, and complete pricing details. You can even apply for credit and order a boat!



**NOW OPEN**

**THE LARGEST, MOST IMMERSIVE  
FISH AND WILDLIFE ATTRACTION IN THE WORLD.**

*Johnny Morris*  
**WONDERS OF WILDLIFE**  
NATIONAL MUSEUM &  
**AQUARIUM**

**LOCATED NEXT TO BASS PRO SHOPS** SPRINGFIELD, MO USA  
**RESERVE YOUR TICKETS TODAY! VISIT [WONDERSOFWILDLIFE.ORG](http://WONDERSOFWILDLIFE.ORG)**



**Don't Miss the TRACKER® History Displays,  
with the Story of America's Favorite Boats!**

In 1978, Johnny Morris introduced the world's first TRACKER, making outdoor recreation accessible for everyone. Relive the early days with a visit to the Bass Pro Shops® History Museum, a free gallery located inside "the granddaddy" of all outdoor stores – the original Bass Pro Shops Outdoor World. Home to original boats and authentic artifacts, the museum showcases the passion, legacy and rich history behind America's favorite boat.





# Diamond Coat DURABLE BEAUTY

## The Best Way to Finish an Aluminum Boat

First, the fully unitized hull/stringer/transom assembly goes through a five-stage automated wash to remove any obstacles to adhesion. The prepped assembly is then robotically-coated with the powder, and a technician hand-coats the areas that the wands can't reach. Next, the electrostatically-coated hull enters the curing oven, and the finish bonds to the aluminum surface on a molecular level. Finally, clearcoat is added for a lustrous shine and protection from the sun's ultraviolet rays.

As you can see, Diamond Coat™ isn't the conventional approach—but it's the best. You'll understand when you get up close to one of our boats in the showroom, or when you wipe it down after a fishing trip. The environment gets a bonus as well. Although only 60% of conventional liquid paint adheres to the boat—the rest is released into the atmosphere—over 90% of each pound of our powder-coat finish is applied to our boats and the remainder is reclaimed for later use.



## Diamond Coat Finish vs. Conventional Liquid Paint



- ✓ **3x harder & 4x thicker**
- ✓ **70% longer-lasting shine**
- ✓ **50% smaller carbon footprint**
- ✓ **5x stronger adhesion to metal**
- ✓ **20x longer-lasting color**
- ✓ **10x more corrosion resistance**



# Uncompromising QUALITY CONSTRUCTION

## Built with an Unwavering Commitment to Rugged Durability and a Perfect Fit and Finish

Here at TRACKER®, we invest significant resources in the newest technology to build boats with precise attention to detail at every step in the process. We apply Lean Sigma philosophies to our construction operations. Followed by leaders in the automotive, medical and aerospace industries, Lean Sigma helps us use resources more wisely, minimize waste, reduce variation and maximize the capabilities of our craftspeople—thereby giving you the best quality boat at the best possible price.



We cut all hulls and structural aluminum components with plasma cutters accurate to 1000th of an inch, enhancing quality and making the best use of new material.

Our seats are built in house, hand-crafted by associates with years of experience. And our marine-grade, UV-resistant vinyl ensures long life and color-fastness.

Stringers and transoms are robotically welded for the strongest, most precise connection with extreme consistency throughout the model lineup.

Each hull is hand-welded by master aluminum welders, then water-tested and inspected multiple times. Robotically-welded stringers and transoms are welded directly to the hull, then foam-filled for added flotation, rigidity and a quieter ride. Lifetime-guaranteed decks, consoles and livewells—made at our state-of-the-art rotomolding facility—are added to the unitized structure.

All-welded trailers are custom-built for each boat for a perfect fit, and then finished with our new GALVASHIELD® Impact powder coat—a good-looking, long-lasting coating that's 50% thicker than the previous finish and much more resistant to chipping.

We also listen closely to our customers. Each year, thousands of TRACKER owners give us feedback through our Voice of the Customer system. Even though our satisfaction ratings are higher than they've ever been, these valuable comments inspire us to build better boats year after year.



# UNITIZED, ALL-WELDED HULL, STRINGER & TRANSOM SYSTEM

All of our all-welded aluminum boats feature marine-grade 5052 aluminum construction with a fully unitized hull/transom/stringer system for the strongest, most durable boat you can own. Every weld is scrutinized by multiple eyes and float-tested for water tightness before moving on to final assembly.

1. **FULL-LENGTH LONGITUDINAL STRINGER SYSTEM** is robotically-welded together, hydraulically-pressed into the hull and welded in to provide full-length support of the running surface.

2. The box-beam **ALL-ALUMINUM, ROBOTICALLY-WELDED TRANSOM** is welded directly to the stringer to unitize and strengthen the hull/transom system.

3. The extruded, **WELDED-IN KEEL SUPPORT** (not shown) helps eliminate hull flex and improves tracking, even at trolling speeds.

4. Welded-in, **ANGLED HULL SUPPORTS** further prevent flex.

5. The extruded, welded-in **HALF-ROUND HULL SUPPORTS** reinforce the bow and absorb the impact of water.

6. **TRANSVERSE BULKHEADS** are welded to the stringer system and hull sides for maximum hull support and form a solid foundation for our deck and storage spaces.

**TWO-PART EXPANDING FOAM** is injected into the hull cavities to add hull stiffening, flotation and sound insulation for a safer, quieter ride.

**ROBOTIC WELDING** — Our longitudinal stringer systems and box-beam transoms are robotically-welded for precise dimensions and consistency, making our boats stronger and more reliable.





# MOD V

## Bass & Panfish Boats

PAGES 16—31

Pro Team™ Mod V boats are designed with our Revolution™ hull. The angles of the hull fall between the sharp angles of a Deep V and the flat bottom of a jon boat. The 16° angle at the bow ❶ transitions to a flatter 10° angle at the transom ❷, allowing the boat to cut through waves while providing stability at rest. Finally, the Power-Trac™ set-back transom ❸ delivers undisturbed water to the prop for better performance. This allows us to give you our Smooth Ride Guarantee™—if your Pro Team doesn't provide the smoothest ride in an aluminum boat, return it within 30 days for credit toward any TRACKER boat of equal or greater value.



# DEEP V

## Multi-Species & Recreational Boats

PAGES 32—55

Pro Guide™ and Targa™ Deep Vs are designed with a 35° angle at the bow ❶, transitioning to 20° at the transom ❷. The reverse chines ❸ deflect water downward for a dry ride. In addition to providing a smooth, dry ride in choppy water, this hull design also allows for a deeper cockpit for added security. We offer a full range of Deep V models, from the compact and durable Guide V-16 Laker, to the Targa V-19—our biggest, most fishing- and family-friendly Deep V. And every TRACKER boat is backed by the TRACKER Promise—the best factory warranty in aluminum boats.



# Factory Rigged with MERCURY OUTBOARDS

**POWERFUL. QUIET. RELIABLE. FUEL-EFFICIENT.**

We rig every TRACKER® with a Mercury®—the most popular outboards in the world. Our technicians are trained by Mercury specialists to rig these motors the right way, maximizing your boat's performance at any speed.

These specialists and their honed skills give you the following advantages:

- Enhances overall performance from the very beginning
- Improves consistency, because that's what they do for a living
- Ensures that stringent Mercury specs are applied every time, on every boat
- Frees dealer service teams to provide timely service
- Reduces overall costs, and the savings are passed on to you

It's a no-brainer for us to choose the best-selling recreational marine outboards in the world to power the best-selling fishing boats in the world. All of our boat/motor/trailer packages are pre-rigged with a Mercury outboard. And if you prefer a different horsepower motor, we can factory-rig that, too.





# Bass Tracker Heritage Edition

## 40TH ANNIVERSARY

LIMITED EDITION

### STANDARD PACKAGE:

Mercury® 40 ELPT FourStroke  
& Custom Trailer

### SPECIFICATIONS:

LENGTH	<b>16' 8"</b> (5.08 m)
BEAM	<b>77"</b> (1.96 m)
MAXIMUM HP	<b>40</b>
MAXIMUM PERSON CAP.	<b>3/555 Lbs.</b> (251.74 kg)
MAXIMUM WEIGHT CAP.	<b>1,025 Lbs.</b> (464.93 kg)
FUEL CAP.	<b>6 Gal.</b> (22.71 L)



## A Trip Back to the GOOD OL' DAYS

Go back in time with the BASS TRACKER® Heritage Edition—on the surface, it's a throwback to the 1978 TRACKER that started it all, with old-school chocolate brown carpet, tan seats and moon hubcaps. Inside, it's a top-performing, incredibly durable TRACKER boat package built strong for generations of fishing fun.

Boats may be shown w/optional equipment & seat configurations. \*See Mod V cover on page 68.



INCLUDES  
**FREE**  
**DOWCO**  
BOAT COVER\*

- 1 2 movable, folding, 100% composite fishing seats w/pinchless hinges
- 2 White powder-coat wheels w/13" (33.02 cm) radial tires
- 3 Roomy under bow storage for tackle & gear
- 4 Port rod holders w/tip organizers for 4 rods to 7' (2.13 m)



# Panfish™ 16

## STANDARD PACKAGE:

Mercury® 25 ELPT FourStroke  
& Custom Trailer

## ADDITIONAL MOTOR OPTIONS:

- 20 ELPT FourStroke
- 40 ELPT FourStroke

## STANDARD COLOR:

 Metallic Black

## SPECIFICATIONS:

LENGTH	<b>16' 2"</b> (4.93 m)
BEAM	<b>70"</b> (1.78 m)
MAXIMUM HP	<b>40</b>
MAXIMUM PERSON CAP.	<b>4/465 Lbs.</b> (210.92 kg)
MAXIMUM WEIGHT CAP.	<b>880 Lbs.</b> (399.16 kg)
FUEL CAP.	<b>11.4 Gal.</b> (43.15 L)

## Little Fish, Big Fish EASY FISHING

With its helm-forward design and stick-steering set-up, the Panfish™ 16 is easy-to-fish, easy-to-load and offers unobstructed visibility for navigating woody coves and smaller rivers. You'll have control of all systems from the best seat on the water, and there's storage everywhere you look, plus a big 14-gallon livewell with a cushioned top.

Boats may be shown w/optional equipment & seat configurations.



1



2



3



4

- 1 NEW TRACKER®-exclusive Diamond Coat™—3X harder/4X thicker than traditional paint
- 2 Unique, light-touch stick steering for maximum visibility, fishability & precise handling
- 3 Mid-ship 14-gal. (53.0 L) aerated livewell w/cushion top seat
- 4 Storage under seats & in cockpit sides



# Pro 160

## STANDARD PACKAGE:

Mercury® 25 ELPT FourStroke  
& Custom Trailer

## ADDITIONAL MOTOR OPTIONS:

- 20 ELPT FourStroke
- 40 ELPT FourStroke

## STANDARD COLORS:

 Metallic Black

## SPECIFICATIONS:

LENGTH	<b>16' 2"</b> (4.93 m)
BEAM	<b>70"</b> (1.78 m)
MAXIMUM HP	<b>40</b>
MAXIMUM PERSON CAP.	<b>3/390 Lbs.</b> (176.90 kg)
MAXIMUM WEIGHT CAP.	<b>855 Lbs.</b> (387.82 kg)
FUEL CAP.	<b>6 Gal.</b> (22.71 L)

## Adventure in Every COVE AND CREEK

New for 2018, the TRACKER® Pro 160 features our exclusive Diamond Coat™ finish and the VERSATRACK® accessory-mounting system in the beefed-up 3" gunnels. It's built tough, with the same quality construction features found in its bigger bass boat sisters, including all-welded construction and a robotically-welded, full-length stringer system.

Boats may be shown w/optional equipment & seat configurations.



Pro 160



- 1 NEW TRACKER®-exclusive Diamond Coat™—3X harder/4X thicker than traditional paint
- 2 1-piece rotomolded console w/windscreen & sport steering wheel
- 3 VERSATRACK® accessory-mounting channel in new 3" (7.62 m) -wide gunnels (optional tool holder shown)
- 4 9-gal. (34.07 L) aerated livewell molded into front of console



# Pro 170

## STANDARD PACKAGE:

Mercury® 40 ELPT FourStroke  
& Custom Trailer

## ADDITIONAL MOTOR OPTIONS:

- 20 ELPT FourStroke
- 50 ELPT FourStroke

## STANDARD COLORS:

- ☐ Black Cherry
- ☐ Metallic Light Charcoal


## SPECIFICATIONS:

LENGTH	16' 8" (5.08 m)
BEAM	77" (1.96 m)
MAXIMUM HP	50
MAXIMUM PERSON CAP.	4/555 Lbs. (251.74 kg)
MAXIMUM WEIGHT CAP.	980 Lbs. (444.52 kg)
FUEL CAP.	11.4 Gal. (43.15 L)

## Built Strong for FISHING FREEDOM

The TRACKER® Pro 170 is a value-packed aluminum fishing boat that's loaded to the gills with angler-friendly features. And for 2018, we've added our exclusive VERSATRACK® accessory-mounting system to the gunnel. It's a great first boat—or a forever boat—for bass, walleye, crappie or whatever you and your family like to fish for.

Boats may be shown w/optional equipment & seat configurations.



- 1 Lowrance® HOOK-3x color fishfinder
- 2 Minn Kota® trolling motor w/easy-deploy bracket
- 3 Bow & aft seat base locations w/2 folding fishing seats
- 4 Lockable, carpeted port rod box for rods to 7' 6" (2.13 m)



# Pro Team™ 175 TF

## STANDARD PACKAGE:

Mercury® 60 ELPT FourStroke  
& Custom Trailer

## ADDITIONAL MOTOR OPTIONS:

- 40 ELPT FourStroke
- 75 ELPT FourStroke

## STANDARD COLORS:

-  Metallic Blue
-  Metallic Light Charcoal

## SPECIFICATIONS:

LENGTH	<b>17' 7"</b> (5.36 m)
BEAM	<b>89"</b> (2.26 m)
MAXIMUM HP	<b>75</b>
MAXIMUM PERSON CAP.	<b>4/560 Lbs.</b> (254.01 kg)
MAXIMUM WEIGHT CAP.	<b>1,090 Lbs.</b> (494.42 m)
FUEL CAP.	<b>21.5 Gal.</b> (81.39 L)

## One Boat to CATCH 'EM ALL

This multi-species master is built to chase bass, crappie, walleye, catfish—whatever you love to catch! It sports a lower front deck for close-to-the-action fishing, bow and aft livewells, 3 bow fishing positions, and our exclusive VERSATRACK® accessory-mounting channel in the gunnel.

Boats may be shown w/optional equipment & seat configurations.



- Two 100% composite, movable, folding fishing seats w/6 seat base locations
- Redesigned console w/multifunction gauges, sport steering wheel & Lowrance® HOOK-4x color fishfinder
- Bow 15-gal. (56.78 L) & aft 21-gal. (79.49 L) aerated livewells w/timers & pump-outs
- TRACKER®-exclusive all-welded 1-piece Revolution™ hull w/Smooth Ride Guarantee™

Pro Team™ 175 TF



# Pro Team™ 175 TXW

## STANDARD PACKAGE:

Mercury® 60 ELPT FourStroke  
& Custom Trailer

## ADDITIONAL MOTOR OPTIONS:

- 40 ELPT FourStroke
- 75 ELPT FourStroke

## STANDARD COLORS:

- Victory Red
- Metallic Black

## SPECIFICATIONS:

LENGTH	<b>17' 7"</b> (5.36 m)
BEAM	<b>89"</b> (2.26 m)
MAXIMUM HP	<b>75</b>
MAXIMUM PERSON CAP.	<b>4/555 Lbs.</b> (251.74 kg)
MAXIMUM WEIGHT CAP.	<b>1,100 Lbs.</b> (498.95 kg)
FUEL CAP.	<b>21.5 Gal.</b> (81.39 L)

## America's Best-Selling FISHING BOAT

America's favorite aluminum fishing boat for over a decade, the TRACKER® Pro Team™ 175 TXW has everything you need for creating days full of family memories or competing with a buddy in a tournament. Unmatched value and quality backed by the TRACKER Promise warranty come standard.

Boats may be shown w/optional equipment & seat configurations.



- 1 NEW console design, including Lowrance® HOOK-4x color fishfinder
- 2 Large port & starboard bow storage compartments for tackle & gear
- 3 Easy-access lockable center rod box w/piston lift-assists for rods to 8' (2.44 m)
- 4 21-gal. (79.49 L) aerated, recirculated, divided livewell w/pump-out



# Pro Team™ 190 TX

## STANDARD PACKAGE:

Mercury® 90 ELPT FourStroke  
& Custom Trailer

## ADDITIONAL MOTOR OPTIONS:

- 115 ELPT FourStroke
- 115 Pro XS FourStroke

## STANDARD COLORS:

-  Metallic Black
-  Metallic Light Charcoal

## SPECIFICATIONS:

LENGTH	<b>18' 7"</b> (5.66 m)
BEAM	<b>89"</b> (2.26 m)
MAXIMUM HP	<b>115</b>
MAXIMUM PERSON CAP.	<b>4/685 Lbs.</b> (310.71 kg)
MAXIMUM WEIGHT CAP.	<b>1,350 Lbs.</b> (612.35 kg)
FUEL CAP.	<b>21.5 Gal.</b> (81.39 L)

## More Boat. More Power. MORE FISH.

Tournament-ready in both performance and roomy fishing layout, the TRACKER® Pro Team™ 190 TX is a step up to a more serious aluminum bass fishing boat. With huge decks, lots of storage and an outboard capacity of up to 115 horses, it's ready to power you to where the big fish live.

Boats may be shown w/optional equipment & seat configurations.



- 1 Easy-access lockable center rod box w/piston lift-assists for rods to 8' (2.44 m)
- 2 6 storage compartments—2 bow, 2 aft, 1 under passenger seat & 1 under center seat
- 3 21-gal. (79.49 L) aerated, recirculated, divided livewell w/pump-out
- 4 Redesigned console w/multifunction gauges, sport steering wheel & Lowrance® HOOK-4x color fishfinder



NEW FOR 2018

# Pro Team™ 195 TXW

40th Anniversary Edition

STANDARD PACKAGE:

Mercury® 150 L FourStroke  
& Custom Trailer

ADDITIONAL  
MOTOR OPTIONS:

- 115 ELPT FourStroke
- 150 OptiMax® Pro XS

STANDARD COLORS:

- Metallic Black
- Metallic White

SPECIFICATIONS:

LENGTH	<b>18' 7"</b> (5.66 m)
BEAM	<b>98"</b> (2.49 m)
MAXIMUM HP	<b>150</b>
MAXIMUM PERSON CAP.	<b>4/685 Lbs.</b> (310.71 kg)
MAXIMUM WEIGHT CAP.	<b>1,350 Lbs.</b> (612.35 kg)
FUEL CAP.	<b>30 Gal.</b> (113.56 L)

## Blazing Speed TOURNAMENT READY

The TRACKER® Pro Team™ 195 TXW is the biggest, most powerful all-welded Mod V boat we've ever built. And it's packed with features to make it our most tournament-ready Mod V, too. From the huge 39-square-foot bow casting deck to the 150HP Mercury® outboard, it's built for serious fishing.

Boats may be shown w/optional equipment & seat configurations.



Pro Team™ 195 TXW  
40th Anniversary Edition



1



2



3



4

- 1 Minn Kota® Maxxum® 24V, 70-lb. (31.75 kg) thrust, 52" (1.32 m) shaft, foot-control trolling motor
- 2 Trolling motor pedal recess w/tool & drink holder
- 3 Easy-access lockable center rod box w/piston lift-assists for 12 rods up to 8' (2.44 m)
- 4 27-gal. (102.21 L) aerated, divided livewell, timed & recirculated w/pump-out



# Guide V-16 Laker DLX T

## STANDARD PACKAGE:

Mercury® 20 ELH FourStroke  
& Custom Trailer

## ADDITIONAL MOTOR OPTIONS:

- 25 ELHPT FourStroke
- 40 ELHPT FourStroke

## STANDARD COLORS:

 Metallic Light Charcoal


## SPECIFICATIONS:

LENGTH	<b>16'</b> (4.88 m)
BEAM	<b>74"</b> (1.88 m)
MAXIMUM HP	<b>40</b>
MAXIMUM PERSON CAP.	<b>4/600 Lbs.</b> (272.16 kg)
MAXIMUM WEIGHT CAP.	<b>1,100 Lbs.</b> (498.95 m)
FUEL CAP.	<b>6 Gal.</b> (22.71 L)

## Easy to Own EASY TO FISH

The TRACKER® Guide V-16 Laker DLX T is rugged and ready to fish or work, with an open, roomy interior thanks to the tiller-drive design—which also makes it easy to operate with just one hand. Built with the same uncompromising quality features as our bigger Deep Vs, it's capable on any kind of water, fishing for any kind of fish.

Boats may be shown w/optional equipment & seat configurations.



- 1 Bow & cockpit seat base locations w/1 movable 360°-swivel & lock, folding fishing seat
- 2 Easy-to-clean vinyl flooring throughout the interior
- 3 Tiller-controlled outboard for precise control & maximum interior space
- 4 15 gal. (56.78 L) aerated bow livewell w/standpipe overflow & bait bucket





# Super Guide™ V-16 SC

## STANDARD PACKAGE:

Mercury® 40 ELPT FourStroke  
& Custom Trailer

## ADDITIONAL MOTOR OPTIONS:

- 25 ELPT FourStroke
- 50 ELPT FourStroke

## STANDARD COLORS:

-  Metallic Black
-  Metallic Light Charcoal


## SPECIFICATIONS:

LENGTH	<b>16'</b> (4.88 m)
BEAM	<b>76"</b> (1.93 m)
MAXIMUM HP	<b>50</b>
MAXIMUM PERSON CAP.	<b>4/650 Lbs.</b> (294.84 kg)
MAXIMUM WEIGHT CAP.	<b>1,155 Lbs.</b> (523.90 kg)
FUEL CAP.	<b>11.4 Gal.</b> (43.15 L)

## Made to Fish BUILT TO LAST

The nimble yet stable Super Guide™ V-16 SC aluminum fishing boat is your best value for a side console-equipped Deep V—and it packs in all the features you need for a successful fishing trip. This boat, motor and trailer package is ready to fish, so whether you're casting for bass or trolling for walleye, you'll have everything you need.

Boats may be shown w/optional equipment & seat configurations.



- 1** Foot-controlled Minn Kota® trolling motor w/easy-deploy mount
- 2** Large bow storage compartment & 15-gal. (56.78 L) bow livewell
- 3** Comfortable driver & passenger seats w/protective windscreen for driver
- 4** 2 movable, 360°-swivel & lock, folding fishing seats w/5 seat base locations



# Pro Guide™ V-16 SC

## STANDARD PACKAGE:

Mercury® 60 ELPT FourStroke  
& Custom Trailer

## ADDITIONAL MOTOR OPTIONS:

- 50 ELPT FourStroke
- 75 ELPT FourStroke

## STANDARD COLORS:

-  Metallic Black
-  Metallic Light Charcoal

## SPECIFICATIONS:

LENGTH	<b>16' 8"</b> (5.08 m)
BEAM	<b>88"</b> (2.24 m)
MAXIMUM HP	<b>90</b>
MAXIMUM PERSON CAP.	<b>5/655 Lbs.</b> (297.10 kg)
MAXIMUM WEIGHT CAP.	<b>1,200 Lbs.</b> (544.31 kg)
FUEL CAP.	<b>25.5 Gal.</b> (22.71 L)

## Easy Cruising FISH FINDER

The Pro Guide™ V-16 SC is a rugged all-welded Deep V aluminum fishing boat that's equipped for all types of fish and built to handle just about any type of water. With a generous 88" beam and 16' 8" length, it rides smoothly through the chop while providing wide-bodied stability for maximum fishability and interior room.

Boats may be shown w/optional equipment & seat configurations.



Pro Guide™ V-16 SC



- 1 Sleek fiberglass-reinforced console top w/tinted windscreen & built-in drink holder
- 2 3 movable fishing seats w/6 seat base locations
- 3 2 deep top-loading lockable boxes in the cockpit sides for rods/gear to 8' (2.44 m)
- 4 Bow 23-gal. (87.06 L), 40" (1.02 m) aerated & divided livewell w/removable bait bucket



# Pro Guide™ V-16 WT

## STANDARD PACKAGE:

Mercury® 60 ELPT FourStroke  
& Custom Trailer

## ADDITIONAL MOTOR OPTIONS:

- 50 ELPT FourStroke
- 75 ELPT FourStroke

## STANDARD COLORS:

-  Metallic Blue
-  Metallic White

## SPECIFICATIONS:

LENGTH	<b>16' 8"</b> (5.08 m)
BEAM	<b>88"</b> (2.24 m)
MAXIMUM HP	<b>90</b>
MAXIMUM PERSON CAP.	<b>5/655 Lbs.</b> (297.10 kg)
MAXIMUM WEIGHT CAP.	<b>1,200 Lbs.</b> (544.31 kg)
FUEL CAP.	<b>25.5 Gal.</b> (96.53 L)

## All-Weather Fishing MACHINE

The Pro Guide™ V-16 WT is compact enough for walleye in small lakes and back coves, but big enough for rough water safety. The .100-gauge aluminum hull is unified with the box-beam transom and stringer system by skilled welders, and the interior is optimized for fishing. And with a generous 88" beam and 16' 8" length, it gives a smooth, stable and dry ride.

Boats may be shown w/optional equipment & seat configurations.



- 1 Lowrance® HOOK-3x color fishfinder & easy-read multifunction gauges
- 2 Wrap-around, walk-thru, tempered safety glass windshield to extend your fishing seasons
- 3 Bow-mounted Minn Kota® trolling motor w/easy-deploy bracket
- 4 Exclusive Diamond Coat™ finish for easy maintenance & long-lasting good looks



NEW FOR 2018

# Pro Guide™ V-165 WT

STANDARD PACKAGE:

Mercury® 90 XL FourStroke  
& Custom Trailer

ADDITIONAL  
MOTOR OPTIONS:

115 XL FourStroke

STANDARD COLORS:

 Metallic Black  Metallic White

SPECIFICATIONS:

LENGTH	<b>16' 9"</b> (5.11 m)
BEAM	<b>97"</b> (2.46 m)
MAXIMUM HP	<b>115</b>
MAXIMUM PERSON CAP.	<b>6/1,000 Lbs.</b> (453.59 kg)
MAXIMUM WEIGHT CAP.	<b>1,750 Lbs.</b> (793.79 kg)
FUEL CAP.	<b>25.5 Gal.</b> (96.53 L)

## Mid-Sized. Powerful. DEEP-V COMFORT

The all-new TRACKER® Pro Guide™ V-165 WT is a tough fish and ski boat that's ready for both serious fishing and family fun. The roomy interior is laid out perfectly for walleye or bass fishing, and the comfortable seats have 5 base locations—plus, it's ready to accept an optional ski tow pylon for tubing and skiing!

Boats may be shown w/optional equipment & seat configurations.



Pro Guide™ V-165 WT



- 1 Bow 19-gal. (71.92 L) & aft 29-gal (109.78 L) aerated, recirculated livewells w/pump-outs
- 2 Center bow lockable rod box w/organizer for 6'-8' (1.8-2.4 m) spinning & baitcast rods
- 3 Lowrance® HOOK-4x color fishfinder
- 4 Foot-controlled Minn Kota® trolling motor w/easy-deploy mount



# Pro Guide™ V-175 SC

## STANDARD PACKAGE:

Mercury® 90 EXLPT FourStroke  
& Custom Trailer

## ADDITIONAL MOTOR OPTIONS:

- 115 EXLPT FourStroke
- 150 XL FourStroke

## STANDARD COLORS:

- Victory Red
- Metallic Light Charcoal

## SPECIFICATIONS:

LENGTH	<b>17' 7"</b> (5.36 m)
BEAM	<b>97"</b> (2.46 m)
MAXIMUM HP	<b>150</b>
MAXIMUM PERSON CAP.	<b>6/838 Lbs.</b> (380.11 kg)
MAXIMUM WEIGHT CAP.	<b>1,600 Lbs.</b> (725.75 kg)
FUEL CAP.	<b>25.5 Gal.</b> (96.53 L)

## Top Performing SMOOTH, DRY RIDE

The TRACKER® Pro Guide™ V-175 SC is a big boat for big water and big fish—and with an outboard capacity of 150HP, it can get you to the fish and out of the weather in a hurry. The Deep V hull has a 35° bow deadrise for a smooth and solid ride, so you and your crew stay safe and comfortable all day long.

Boats may be shown w/optional equipment & seat configurations.



- 1 NEW redesigned center bow lockable rod box w/designated organizer
- 2 Bow 19-gal. (71.92 L) & NEW aft 29-gal (109.78 L) aerated, recirculated livewells w/aft bait bucket
- 3 3 movable fishing seats w/7 seat base locations
- 4 Trolling motor foot pedal storage in bow deck



# Pro Guide™ V-175 WT

## STANDARD PACKAGE:

Mercury® 90 EXLPT FourStroke  
& Custom Trailer

## ADDITIONAL MOTOR OPTIONS:

- 115 EXLPT FourStroke
- 150 XL FourStroke

## STANDARD COLORS:

- Metallic Blue
- Black Cherry

## SPECIFICATIONS:

LENGTH	<b>17' 7"</b> (5.36 m)
BEAM	<b>97"</b> (2.46 m)
MAXIMUM HP	<b>150</b>
MAXIMUM PERSON CAP.	<b>6/838 Lbs.</b> (380.11 kg)
MAXIMUM WEIGHT CAP.	<b>1,600 Lbs.</b> (725.75 kg)
FUEL CAP.	<b>25.5 Gal.</b> (96.53 L)

## Secure & Dependable FISHING PARTNER

This hardcore aluminum Deep V is designed to conquer big water and to extend your season into the cooler months, when fishing can be at its best. The walk-thru, wraparound windshield protects you and your crew from spray and wind, making the ride to your fishing hole more comfortable.

Boats may be shown w/optional equipment & seat configurations.



- 1 Wrap-around, walk-thru, tempered safety glass windshield to extend your fishing seasons
- 2 Front-access console tackle storage plus center & in-gunnel rod storage
- 3 3 movable, 360°-swivel & lock, folding fishing seats w/7 seat base locations
- 4 VERSATRACK® accessory-mounting channel in gunnels



# Pro Guide™ V-175 Combo

## STANDARD PACKAGE:

Mercury® 90 EXLPT FourStroke  
& Custom Trailer

## ADDITIONAL MOTOR OPTIONS:

- 115 EXLPT FourStroke
- 150 XL FourStroke

## STANDARD COLORS:

- ☐ Metallic Black
- ☐ Black Cherry

## SPECIFICATIONS:

LENGTH	<b>17' 7"</b> (5.36 m)
BEAM	<b>97"</b> (2.46 m)
MAXIMUM HP	<b>150</b>
MAXIMUM PERSON CAP.	<b>6/838 Lbs.</b> (380.11 kg)
MAXIMUM WEIGHT CAP.	<b>1,600 Lbs.</b> (725.75 kg)
FUEL CAP.	<b>25.5 Gal.</b> (96.53 L)

## Our #1 Deep V FAMILY FUN

Our most versatile and popular 17' (5.18 m) aluminum Deep V is packed with fishing and recreational features—whether you're chasing walleye in a rough-water northern lake or cruising and tubing with the family in a big southern reservoir, this is the boat that can do it all.

Boats may be shown w/optional equipment & seat configurations.



Pro Guide™ V-175 Combo



- 1 2 aft jump seats in the fold-up deck extension & a ski tow pylon
- 2 Bow 19-gal. (71.92 L) & NEW aft 29-gal. (109.78 L) aerated, recirculating livewells w/bait bucket & pump-outs
- 3 3 movable, 360°-swivel & lock, folding fishing seats w/7 seat base locations
- 4 Improved center rod storage w/molded organizers & piston lift-assists



# Targa™ V-18 WT

## STANDARD PACKAGE:

Mercury® 150 XL FourStroke  
& Custom Trailer

## ADDITIONAL MOTOR OPTIONS:

- 115 EXLPT FourStroke
- 200 XL Verado®

## STANDARD COLORS:

- Metallic Black
- Metallic Light Charcoal

## SPECIFICATIONS:

LENGTH	<b>18' 2"</b> (5.54 m)
BEAM	<b>102"</b> (2.59 m)
MAXIMUM HP	<b>200</b>
MAXIMUM PERSON CAP.	<b>6/885 Lbs.</b> (401.43 kg)
MAXIMUM WEIGHT CAP.	<b>1,650 Lbs.</b> (748.43 kg)
FUEL CAP.	<b>40 Gal.</b> (151.42 L)

## Big Water TROPHY HUNTER

The Targa™ V-18 WT is a superior guide or tournament boat that's ideal for Great Lakes walleye fishing. It's built on our legendary Deep V hull with reversed chines for a smooth, dry ride and max 200 horsepower gives you plenty of power whether you're cruising across a big lake to a secret fishing hole or running back to the weigh-in.

Boats may be shown w/optional equipment & seat configurations.



- 1 2 movable, 360°-swivel & lock, folding fishing seats w/5 seat base locations
- 2 Exclusive VERSATRACK® accessory-mounting channel in gunnels (shown w/optional rod holder)
- 3 Dual 8' (2.44 m) in-gunnel rod storage w/rubberized grip panels on extra-wide gunnel tops
- 4 Wrap-around, walk-thru, tempered safety glass windshield



# Targa™ V-18 Combo

## STANDARD PACKAGE:

Mercury® 150 XL FourStroke  
& Custom Trailer

## ADDITIONAL MOTOR OPTIONS:

- 115 EXLPT FourStroke
- 200 XL Verado®

## STANDARD COLORS:

- ☐ Black Cherry
- ☐ Metallic Light Charcoal

## SPECIFICATIONS:

LENGTH	<b>18' 2"</b> (5.54 m)
BEAM	<b>102"</b> (2.59 m)
MAXIMUM HP	<b>200</b>
MAXIMUM PERSON CAP.	<b>6/885 Lbs.</b> (401.43 kg)
MAXIMUM WEIGHT CAP.	<b>1,650 Lbs.</b> (748.43 kg)
FUEL CAP.	<b>40 Gal.</b> (151.42 L)

## Tubing. Trolling. FISHING & FUN!

The multi-talented TRACKER® Targa™ V-18 Combo has something for everyone. It's ready for trolling, skiing, casting or tubing—anything a fun-loving family or die-hard walleye or bass angler could want. Features include a ski-tow pylon, cushioned bow seating, dual 8' (2.44 m) rod storage and two movable fishing seats.

Boats may be shown w/optional equipment & seat configurations.



- 1 Stowable ski tow pylon & 2 flush-folding jump seats
- 2 Flip-up aft deck extension to convert between fishing & recreation
- 3 Port & starboard in-gunnel rod & gear storage
- 4 Exclusive Diamond Coat™ finish w/powder coat & clearcoat for long-lasting good looks



NEW FOR 2018

# Targa™ V-19 WT

STANDARD PACKAGE:

Mercury® 150 XL FourStroke  
& Custom Trailer

ADDITIONAL  
MOTOR OPTIONS:

- 200 XL Verado® (L4)
- 200 XL Verado® (L6)

STANDARD COLORS:

- ☐ Metallic Black
- ☐ Metallic Light Charcoal


SPECIFICATIONS:

LENGTH	<b>19'</b> (5.79 m)
BEAM	<b>102"</b> (2.59 m)
MAXIMUM HP	<b>225</b>
MAXIMUM PERSON CAP.	<b>8/1,100 Lbs.</b> (498.95 kg)
MAXIMUM WEIGHT CAP.	<b>2,000 Lbs.</b> (907.18 kg)
FUEL CAP.	<b>47 Gal.</b> (177.91 L)

## Big Water? You've MET YOUR MATCH

The new Targa™ V-19 WT maximizes fishability and keeps you comfortable even in rough conditions. It's built from all-welded, .125 marine-grade 5052 aluminum for a lifetime of rugged durability. And it's designed with maximum storage efficiency, with three boxes for rods up to 8' (2.44 m) in each gunnel and in the large, center rod box.

Boats may be shown w/optional equipment & seat configurations.



### 40th Anniversary Edition Also Available (not shown)

- Diamond Coat™ Black or White finish w/industry-exclusive powder coat & clearcoat
- 2 Lowrance® Elite-7 Ti fishfinders (bow & console)
- MotorGuide® Xi5 24V, 80-lb. (36.3 kg) thrust, 60" (1.5 m) shaft, foot-control trolling motor w/built-in transducer
- Networking between fishfinders & trolling motor
- Trailer has 13" (33.02 cm) custom aluminum wheels w/radial tires

**40TH ANNIVERSARY**  
*Special Edition*

Targa™ V-19 WT



1



2



3



4

- 1 Port & starboard in-gunnel rod & gear storage
- 2 NEW lockable front-access console storage for 3700-series tackle boxes & more
- 3 Exclusive VERSATRACK® accessory-mounting channel in gunnels (shown w/optional rod holder)
- 4 Lighted bow 19-gal. (71.92 L) & aft 48-gal. (181.70 L) aerated, recirculating livewells w/pump-outs



NEW FOR 2018

# Targa™ V-19 Combo

**STANDARD PACKAGE:**

Mercury® 150 XL FourStroke  
& Custom Trailer

**ADDITIONAL  
MOTOR OPTIONS:**

- 200 XL Verado® (L4)
- 200 XL Verado® (L6)

**STANDARD COLORS:**

- ☐ Metallic Black
- ☐ Black Cherry

**SPECIFICATIONS:**

LENGTH	<b>19'</b> (5.79 m)
BEAM	<b>102"</b> (2.59 m)
MAXIMUM HP	<b>225</b>
MAXIMUM PERSON CAP.	<b>8/1,100 Lbs.</b> (498.95 kg)
MAXIMUM WEIGHT CAP.	<b>2,000 Lbs.</b> (907.18 kg)
FUEL CAP.	<b>47 Gal.</b> (177.91 L)

## Room to Make Family MEMORIES

Maximize fishing and fun in our biggest all-welded aluminum Deep V! The TRACKER® Targa™ V-19 Combo is all-welded, with a thicker .125 aluminum hull for ultra-strong Deep V performance—and its huge interior is packed with fishing and recreational features for families of any size.

Boats may be shown w/optional equipment & seat configurations.



### 40th Anniversary Edition Also Available (not shown)

- Diamond Coat™ Black or White finish w/industry-exclusive powder coat & clearcoat
- 2 Lowrance® Elite-7 Ti fishfinders (bow & console)
- MotorGuide® Xi5 24V, 80-lb. (36.3 kg) thrust, 60" (1.5 m) shaft, foot-control trolling motor w/built-in transducer
- Networking between fishfinders & trolling motor
- Trailer has 13" (33.02 cm) custom aluminum wheels w/radial tires



Targa™ V-19 Combo



- 1** Stowable ski tow pylon & 2 folding jump seats in convertible aft deck
- 2** Aft swim platform & reboarding ladder
- 3** Center rod organizer & dual 8' (2.44 m) in-gunnel rod storage w/rubberized grip panels
- 4** 3 movable, 360°-swivel/lock, folding fishing seats w/6 seat base locations



## BASS TRACKER® Heritage Edition

Length	Beam	Max. HP	Max. Person Cap.	Max. Weight Cap.	Fuel Cap.
<b>16' 8"</b> (5.08 m)	<b>77"</b> (1.96 m)	<b>40</b>	<b>3/555 Lbs.</b> (251.74 kg)	<b>1,025 Lbs.</b> (464.93 kg)	<b>6 Gal.</b> (22.71 L)

### BOAT SPECIFICATIONS

Bottom Width	54" (1.37 m)
Package Width	6' 8" (2.03 m)
Bow/Transom Deadrise	13°/6°
Average Weight	780 lbs. (353.80 kg)
Average Package Weight	1,704 lbs. (772.92 kg)
Depth Inside	15.5" (39.37 cm)
Transom Height	22.5" (57.15 cm)
Towing Length	22' 6" (6.86 m)
Storage Length	19' 2" (5.84 m)



### MOTOR OPTIONS

MERCURY® MOTOR	EST. SPEEDS (MPH)*
40 ELPT FourStroke	30–32

### STANDARD FEATURES

#### Anniversary Heritage Edition

- Mill-finish, rugged, all-welded, 1-piece aluminum hull w/pressed-in strakes & chines for structural strength & handling
- 2" (5.08 cm), heavy-duty extruded 1-piece gunnel for structural strength & rigidity
- Classic Brown & Orange graphic scheme
- 16-oz. (.45 kg) marine-grade, fishing-friendly, Chocolate Brown cut-pile carpet throughout
- White powder-coat wheels w/13" (33.02 cm) radial tires
- Classic moon-style hubcaps
- FREE Dowco® cover included

#### Comfort, Convenience & Peace of Mind

- Backed by the TRACKER® Promise
- NMMA® certified
- Flotation meets or exceeds NMMA® & U.S. Coast Guard Requirements
- Bow & stern eyes
- 4 cleats
- 2 battery trays
- Motor-stop safety lanyard
- Fire extinguisher, horn & paddle

#### Console

- Lowrance® HOOK-3x color fishfinder
- Sport steering wheel & single-cable, no-feedback rotary steering
- 1-piece rotomolded console w/tinted windscreen, drink holder, 12V outlet & integrated livewell
- Midnight Lazer switch panel
- Navigation lights, aerator & bilge switches

#### Construction & Exterior

- Rugged, all-welded, 1-piece aluminum hull w/pressed-in strakes & chines for structural strength & handling
- Robotically welded, all-aluminum box-beam transom w/corner braces welded in to unitize & strengthen the hull
- Welded-in longitudinal stringer system for full-length support of the running surface
- Expanding foam injected into hull cavities for added hull stiffening, flotation & a quieter ride
- Pressure-treated floor & decks w/limited lifetime warranty
- Flush-mount, carpeted, all-aluminum compartment lids

#### Electrical

- 500 GPH (1,892.71 LPH) bilge pump
- Bow & console courtesy lights
- Stowable navigation lights
- Interstate® batteries: 1 cranking & 1 trolling
- 12V trolling motor harness & receptacle
- Wiring system wrapped in abrasion-resistant protective conduit

#### Interior

- 100% composite fishing seats w/contoured, pinchless hinges & snap-off cushions
- Elevated bow & aft casting decks w/storage below bow deck
- 2 pedestal seat base locations
- 2 folding fishing seats
- Driver & passenger seats w/storage below
- Port side rod holders w/organizer for 4 rods to 7" (2.13 m)
- Aft deck storage

## Panfish™ 16

Length	Beam	Max. HP	Max. Person Cap.	Max. Weight Cap.	Fuel Cap.
<b>16' 2"</b> (4.93 m)	<b>70"</b> (1.78 m)	<b>40</b>	<b>4/465 Lbs.</b> (210.92 kg)	<b>880 Lbs.</b> (399.16 kg)	<b>11.4 Gal.</b> (43.15 L)

### BOAT SPECIFICATIONS

Bottom Width	48" (1.22 m)
Package Width	5' 11" (1.80 m)
Bow/Transom Deadrise	13°/6°
Average Weight	766 lbs. (347.45 kg)
Average Package Weight	1,495 lbs. (678.12 kg)
Depth Inside	15.5" (39.37 cm)
Transom Height	21.4" (54.36 cm)
Towing Length	21' 2" (6.45 m)
Storage Length	20' 2" (6.15 m)



### MOTOR OPTIONS

MERCURY® MOTOR	EST. SPEEDS (MPH)*
9.9 ELPT FourStroke CT ProK	–
20 EL FourStroke	22–24
20 ELPT FourStroke	22–24
25 ELPT FourStroke	24–26
45 ELPT FourStroke	30–33

### STANDARD FEATURES

#### Comfort, Convenience & Peace of Mind

- Backed by the TRACKER® Promise
- NMMA® certified
- Flotation meets or exceeds NMMA® & U.S. Coast Guard Requirements
- Easy-fill EPA-compliant fuel tank system
- Bow & stern eyes
- 4 cleats
- 2 battery trays
- 3 drink holders
- Motor-stop safety lanyard
- Fire extinguisher, horn & paddle

#### Console

- Lowrance® HOOK-3x color fishfinder
- Stick steering for precise maneuverability
- Fuse-protected control center w/horn, navigation lights, bilge, aerator, 12V outlet & fuel gauge

#### Construction & Exterior

- NEW Diamond Coat™ finish w/industry-exclusive, baked-on powder coat & clearcoat for long-lasting durability, color & good looks
- Rugged, all-welded, 1-piece aluminum hull w/pressed-in strakes & chines for structural strength & handling
- Robotically welded, all-aluminum box-beam transom w/corner braces welded in to unitize & strengthen the hull
- Welded-in longitudinal stringer system for full-length support of the running surface
- Expanding foam injected into hull cavities for added hull stiffening, flotation & a quieter ride
- NEW 3" (7.62 cm), heavy-duty extruded 1-piece gunnels for structural strength & rigidity
- Pressure-treated floor & decks w/limited lifetime warranty
- Flush-mount, carpeted, all-aluminum compartment lids
- Black & Red graphic scheme

#### Electrical

- 500 GPH (1,892.71 LPH) bilge pump
- Bow courtesy light built into navigation light
- Stowable navigation lights
- Interstate® batteries: 1 cranking & 1 trolling
- 12V trolling motor harness & receptacle
- Wiring system wrapped in abrasion-resistant protective conduit

#### Interior

- 100% composite fishing seats w/contoured, pinchless hinges & snap-off cushions
- 2 folding fishing chairs w/molded frames for close-to-the-action floor-level fishing
- Seating for 2 on midship cushion-top livewell
- Deep, molded dry storage boxes below each seat
- 2 top-loading carpeted rod/gear lockers—7" (2.13 m) port, 7" starboard
- NEW exclusive VERSATRACK® accessory-mounting channel in gunnels
- 16-oz. (.45 kg) marine-grade, fishing-friendly, Midnight Star cut-pile carpet throughout

#### Livewell Systems

- 14-gal. (53.0 L) aerated livewell w/cushion-top seat
- Removable bait bucket
- 500 GPH (1,892.71 LPH) aerator/fill pump
- Molded 1-piece construction w/rounded corners

## Pro 160

Length	Beam	Max. HP	Max. Person Cap.	Max. Weight Cap.	Fuel Cap.
<b>16' 2"</b> (4.93 m)	<b>70"</b> (1.78 m)	<b>40</b>	<b>3/390 Lbs.</b> (176.90 kg)	<b>855 Lbs.</b> (387.82 kg)	<b>6 Gal.</b> (22.71 L)

### BOAT SPECIFICATIONS

Bottom Width	48" (1.22 m)
Package Width	5' 11" (1.80 m)
Bow/Transom Deadrise	13°/6°
Average Weight	719 lbs. (326.13 kg)
Average Package Weight	1,415 lbs. (641.83 kg)
Depth Inside	15.5" (39.37 cm)
Transom Height	21.4" (54.36 cm)
Towing Length	21' 2" (6.45 m)
Storage Length	20' 2" (6.15 m)



### MOTOR OPTIONS

MERCURY® MOTOR	EST. SPEEDS (MPH)*
9.9 ELPT FourStroke CT ProK	–
20 EL FourStroke	22–24
20 ELPT FourStroke	22–24
25 ELPT FourStroke	22–26
40 ELPT FourStroke	30–32

### STANDARD FEATURES

#### Comfort, Convenience & Peace of Mind

- Backed by the TRACKER® Promise
- NMMA® certified
- Flotation meets or exceeds NMMA® & U.S. Coast Guard Requirements
- Bow & stern eyes
- 4 cleats
- 2 battery trays
- Motor-stop safety lanyard
- Fire extinguisher, horn & paddle

#### Console

- Lowrance® HOOK-3x color fishfinder
- Sport steering wheel & single-cable, no-feedback rotary steering
- 1-piece rotomolded console w/tinted windscreen, drink holder, 12V outlet & integrated livewell
- Midnight Lazer switch panel
- Navigation lights, aerator & bilge switches

#### Construction & Exterior

- NEW Diamond Coat™ finish w/industry-exclusive, baked-on powder coat & clearcoat for long-lasting durability, color & good looks
- Rugged, all-welded, 1-piece aluminum hull w/pressed-in strakes & chines for structural strength & handling
- Robotically welded, all-aluminum box-beam transom w/corner braces welded in to unitize & strengthen the hull
- Welded-in longitudinal stringer system for full-length support of the running surface
- Expanding foam injected into hull cavities for added hull stiffening, flotation & a quieter ride
- NEW 3" (7.62 cm), heavy-duty extruded 1-piece gunnels for structural strength & rigidity
- Pressure-treated floor & decks w/limited lifetime warranty
- Flush-mount, carpeted, all-aluminum compartment lids
- Black & Red graphic scheme

#### Electrical

- 500 GPH (1,892.71 LPH) bilge pump
- Bow & console courtesy lights
- Stowable navigation lights
- Interstate® batteries: 1 cranking & 1 trolling
- 12V trolling motor harness & receptacle
- Wiring system wrapped in abrasion-resistant protective conduit

#### Interior

- 100% composite fishing seats w/contoured, pinchless hinges & snap-off cushions
- Elevated bow & aft casting decks w/storage below
- 2 pedestal seat base locations
- 2 folding fishing seats
- Driver & passenger seats w/storage below passenger seat
- Port side rod holders w/organizer for 4 rods to 7" (2.13 m)
- NEW exclusive VERSATRACK® accessory-mounting channel in gunnels
- 16-oz. (.45 kg) marine-grade, fishing-friendly, Midnight Star cut-pile carpet throughout

#### Livewell Systems

- 9-gal. (34.07 L) aerated livewell molded into front of console
- 500 GPH (1,892.71 LPH) aerator/fill pump
- Molded 1-piece construction w/rounded corners

## Pro 170

Length	Beam	Max. HP	Max. Person Cap.	Max. Weight Cap.	Fuel Cap.
<b>16' 8"</b> (5.08 m)	<b>77"</b> (1.96 m)	<b>50</b>	<b>4/555 Lbs.</b> (251.74 kg)	<b>980 Lbs.</b> (398.25 kg)	<b>11.4 Gal.</b> (43.15 L)

### BOAT SPECIFICATIONS

Bottom Width	54" (1.37 m)
Package Width	6' 8" (2.03 m)
Bow/Transom Deadrise	13°/6°
Average Weight	878 lbs. (398.25 kg)
Average Package Weight	1,836 lbs. (833.80 kg)
Depth Inside	15" (38.10 cm)
Transom Height	22.5" (57.15 cm)
Towing Length	22' 6" (6.86 m)
Storage Length	19' 2" (5.84 m)



### MOTOR OPTIONS

MERCURY® MOTOR	EST. SPEEDS (MPH)*
9.9 ELPT FourStroke CT ProK	–
25 ELPT FourStroke	24–25
40 ELPT FourStroke	27–32
40 Jet ELPT FourStroke	27–29
50 ELPT FourStroke	30–35

### STANDARD FEATURES

#### Comfort, Convenience & Peace of Mind

- Backed by the TRACKER® Promise
- NMMA® certified
- Flotation meets or exceeds NMMA® & U.S. Coast Guard Requirements
- Easy-fill EPA-compliant fuel tank system
- Bow & stern eyes
- 4 cleats
- 2 battery trays
- Motor-stop safety lanyard
- Fire extinguisher, horn & paddle

#### Console

- Lowrance® HOOK-3x color fishfinder
- Sport steering wheel & single-cable, no-feedback rotary steering
- Sleek, 1-piece rotomolded console w/tinted windscreen, built-in drink holder & 12V outlet
- Speedometer, tachometer & fuel gauge
- Midnight Lazer instrument & switch panel w/toggle switches

#### Construction & Exterior

- Diamond Coat™ finish w/industry-exclusive, baked-on powder coat & clearcoat for long-lasting durability, color & good looks
- Rugged, all-welded, 1-piece aluminum hull w/pressed-in strakes & chines for structural strength & handling
- All-welded .100 aluminum hull
- Robotically welded, all-aluminum box-beam transom w/corner braces welded in to unitize & strengthen the hull
- Welded-in longitudinal stringer system for full-length support of the running surface
- Expanding foam injected into hull cavities for added hull stiffening, flotation & a quieter ride
- NEW 3" (7.62 cm), heavy-duty extruded 1-piece gunnels for structural strength & rigidity
- Pressure-treated floor & decks w/limited lifetime warranty
- Flush-mount, carpeted, all-aluminum compartment lids
- Diamond Coat™ TRACKER® Black Cherry or Light Charcoal gunnels & sides w/Starlight Gray bottom

#### Electrical

- 500 GPH (1,892.71 LPH) bilge pump
- Bow & console courtesy lights
- Stowable navigation lights
- Interstate® batteries: 1 cranking & 1 trolling
- 12V trolling motor harness & receptacle
- Wiring system wrapped in abrasion-resistant protective conduit

#### Interior

- 100% composite fishing seats w/contoured, pinchless hinges & snap-off cushions
- Elevated bow & aft casting decks w/storage below (lockable in aft)
- 2 pedestal seat base locations
- 2 folding fishing seats
- Driver & passenger seats w/storage below passenger seat
- Lockable port rod box for rods up to 7" 6" (2.29 m)
- NEW exclusive VERSATRACK® accessory-mounting channel in gunnels
- 16-oz. (.45 kg) marine-grade, fishing-friendly, Midnight Star cut-pile carpet throughout

\* Estimated speeds are variable, depending on load, passengers, elevation, weather and water conditions.

\* Estimated speeds are variable, depending on load, passengers, elevation, weather and water conditions.



## Pro Team™ 175 TF

Length	Beam	Max. HP	Max. Person Cap.	Max. Weight Cap.	Fuel Cap.
<b>17' 7"</b> (5.36 m)	<b>89"</b> (2.26 m)	<b>75</b>	<b>4/560 Lbs.</b> (254.01 kg)	<b>1,090 Lbs.</b> (494.42 kg)	<b>21.5 Gal.</b> (81.39 L)

### BOAT SPECIFICATIONS

Bottom Width	60" (1.52 m)
Package Width	7' 5" (2.26 m)
Bow/Transom Deadrise	16°/10°
Average Weight	1,010 lbs. (458.13 kg)
Average Package Weight	2,193 lbs. (994.73 kg)
Depth Inside	18.5" (46.99 cm)
Transom Height	22.25" (56.52 cm)
Towing Length	22' 3" (6.78 m)
Storage Length	19' 1" (5.82 m)

### STANDARD FEATURES

#### Comfort, Convenience & Peace of Mind

- Backed by the TRACKER® Promise
- NMMA® certified
- Flotation meets or exceeds NMMA® & U.S. Coast Guard Requirements
- Easy-fill EPA-compliant fuel tank system
- Bow & stern eyes
- 4 cleats
- 2 battery trays
- Motor-stop safety lanyard
- Fire extinguisher, horn & paddle

#### Console

- NEW restyled console
- Lowrance® HOOK-4x color fishfinder
- Soft touch sport steering wheel & single-cable, no-feedback rotary steering
- 1-piece rotomolded console w/tinted windscreen, phone holder & drink holder
- NEW multifunction speedometer/fuel gauge & tachometer/trim gauge
- Voltmeter & water pressure gauge
- Silver switch panels

#### Construction & Exterior

- Diamond Coat™ finish w/industry-exclusive, baked-on powder coat & clearcoat for long-lasting durability, color & good looks
- Rugged, all-welded, 1-piece aluminum hull w/pressed-in strakes & chines for structural strength & handling
- All-welded .100 aluminum hull
- Robotically welded, all-aluminum box-beam transom w/corner braces welded in to unitize & strengthen the hull
- Welded-in longitudinal stringer system for full-length support of the running surface
- Expanding foam injected into hull cavities for added hull stiffening, flotation & a quieter ride
- Wide 4" (10.16 cm) extruded 1-piece gunnels w/rub rail insert for structural strength, rigidity & side protection
- Pressure-treated floor & decks w/limited lifetime warranty
- Flush-mount, carpeted, all-aluminum compartment lids
- Welded, drained rain channels for drier storage in starboard bow compartment & port rod box
- Diamond Coat™ Metallic TRACKER® Blue or Metallic Light Charcoal gunnels & sides w/Starlight Gray bottom

#### Electrical

- 500 GPH (1,892.71 LPH) bilge pump
- Bow & console courtesy lights
- Stowable navigation lights
- Interstate® batteries: 1 cranking & 1 trolling
- 2-bank battery charger
- 12V trolling motor harness & receptacle
- Bow panel w/trolling motor receptacle & motor tilt switch
- Wiring system wrapped in abrasion-resistant protective conduit

#### Interior

- 100% composite fishing seats w/contoured, pinchless hinges & snap-off cushions
- 31-sq.-ft. (2.88-sq.-m) bow deck, recessed slightly for close-to-the-action fishing
- 6 pedestal seat base locations
- 2 cockpit floor-level fishing seat bases
- Large elevated aft deck fishing position
- 2 folding fishing seats
- Driver & passenger seats w/molded dry storage boxes below
- Bow storage ventilation to reduce condensation
- Lockable port bow rod box for rods to 7' (2.13 m), plus large starboard & center storage boxes for gear

## Pro Team™ 175 TXW

Length	Beam	Max. HP	Max. Person Cap.	Max. Weight Cap.	Fuel Cap.
<b>17' 7"</b> (5.36 m)	<b>89"</b> (2.26 m)	<b>75</b>	<b>4/555 Lbs.</b> (251.74 kg)	<b>1,100 Lbs.</b> (498.95 kg)	<b>21.5 Gal.</b> (81.39 L)

### BOAT SPECIFICATIONS

Bottom Width	60" (1.52 m)
Package Width	7' 5" (2.26 m)
Bow/Transom Deadrise	16°/10°
Average Weight	1,009 lbs. (457.67 kg)
Average Package Weight	2,192 lbs. (994.27 kg)
Depth Inside	17.75" (45.09 cm)
Transom Height	22.25" (56.52 cm)
Towing Length	22' 3" (6.78 m)
Storage Length	19' 1" (5.82 m)

### STANDARD FEATURES

#### Comfort, Convenience & Peace of Mind

- Backed by the TRACKER® Promise
- NMMA® certified
- Flotation meets or exceeds NMMA® & U.S. Coast Guard Requirements
- Easy-fill EPA-compliant fuel tank system
- Bow & stern eyes
- 4 cleats
- 2 battery trays
- 2 floor-mounted drink holders
- Motor-stop safety lanyard
- Fire extinguisher, horn & paddle

#### Console

- NEW restyled console
- Lowrance® HOOK-4x color fishfinder
- Soft touch sport steering wheel & single-cable, no-feedback rotary steering
- 1-piece rotomolded console w/tinted windscreen, phone holder & drink holder
- NEW multifunction speedometer/fuel gauge & tachometer/trim gauge
- Voltmeter & water pressure gauge
- Silver switch panels

#### Construction & Exterior

- Diamond Coat™ finish w/industry-exclusive, baked-on powder coat & clearcoat for long-lasting durability, color & good looks
- Rugged, all-welded, 1-piece aluminum hull w/pressed-in strakes & chines for structural strength & handling
- All-welded .100 aluminum hull
- Robotically welded, all-aluminum box-beam transom w/corner braces welded in to unitize & strengthen the hull
- Welded-in longitudinal stringer system for full-length support of the running surface
- Expanding foam injected into hull cavities for added hull stiffening, flotation & a quieter ride
- Wide 4" (10.16 cm) extruded 1-piece gunnels w/rub rail insert for structural strength, rigidity & side protection
- Pressure-treated floor & decks w/limited lifetime warranty
- Flush-mount, carpeted, all-aluminum compartment lids
- Welded, drained rain channels for drier storage in bow compartments & rod box
- Diamond Coat™ Victory Red or Metallic TRACKER® Black gunnels & sides w/Starlight Gray bottom

#### Electrical

- 500 GPH (1,892.71 LPH) bilge pump
- Bow & console courtesy lights
- Stowable navigation lights
- Interstate® batteries: 1 cranking & 1 trolling
- 2-bank battery charger
- 12V trolling motor harness & receptacle
- Bow panel w/trolling motor receptacle & motor tilt switch
- Wiring system wrapped in abrasion-resistant protective conduit

#### Interior

- 100% composite fishing seats w/contoured, pinchless hinges & snap-off cushions
- 32-sq.-ft. (2.97-sq.-m) bow deck for ease of casting & mobility
- Elevated bow & aft casting decks w/storage below
- 2 pedestal seat base locations
- 2 folding fishing seats
- 3-across cockpit seating w/storage below port & center seats
- Folding center seatback w/non-skid step to aft deck
- Bow storage ventilation to reduce condensation
- Easy-to-access lockable center rod box for rods to 8' (2.44 m)
- 2 aft molded storage boxes



### MOTOR OPTIONS

MERCURY® MOTOR	EST. SPEEDS (MPH)*
9.9 ELPT FourStroke CT ProK	–
25 ELPT FourStroke	23–25
40 ELPT FourStroke	27–29
60 ELPT FourStroke	35–37
75 ELPT FourStroke	40–41

- Exclusive VERSATRACK® accessory-mounting channel in gunnels
- 16-oz. (.45 kg) marine-grade, fishing-friendly, Midnight Star cut-pile carpet throughout
- T-handle locks on all lockable compartments
- Rod hold-down strap

#### Livewell Systems

- Aft 21-gal. (79.49 L) aerated & divided livewell, timed & recirculated w/pump-out system & oversized overflow drain
- 500 GPH (1,892.71 LPH) aerator/fill pump & 500 GPH recirculating pump w/timer
- Molded 1-piece construction w/rounded corners

#### Performance

- Power-Trac™ offset transom for quicker holeshots & better overall performance
- Revolution™ variable-deadrise hull w/Smooth Ride Guarantee™
- Factory-matched, performance-tested aluminum propeller

#### Trailer

- Custom-fit, single-axle trailer w/powder-coat finish & GALVASHIELD® Impact corrosion & chip protection
- Chrome wheels & matching hub covers w/13" (33.02 cm) radial tires
- Super Lube hubs for quick & complete hub lubrication
- Space-saving swing-away tongue to reduce storage length
- Outboard motor support to reduce hull & transom stress
- Heavy-duty upright load guides for easy, centered loading
- Carpeted bunks & fender boards to protect hull
- Safety cables

#### Trolling Motor

- Minn Kota® Edge 12V, 45-lb. (20.41 kg) thrust, 45" (1.14 m) shaft, foot-control trolling motor
- Able to accept 2nd trolling motor battery & up to a 24V trolling motor w/circuit breaker change (dealer installed)
- Trolling motor pedal recess w/tool holder & drink holder
- Thru-bolted trolling motor mount for durability

### OPTIONS

- Seat mount
- Seat post
- Bike seat
- Removable port console
- Mounting bracket for rod holder
- Rope ratchet cover—Charcoal
- Brake upgrade
- VERSATRACK® accessories

## Pro Team™ 190 TX

Length	Beam	Max. HP	Max. Person Cap.	Max. Weight Cap.	Fuel Cap.
<b>18' 7"</b> (5.66 m)	<b>89"</b> (2.26 m)	<b>115</b>	<b>4/685 Lbs.</b> (310.71 kg)	<b>1,350 Lbs.</b> (612.35 kg)	<b>21.5 Gal.</b> (81.39 L)

### BOAT SPECIFICATIONS

Bottom Width	60" (1.52 m)
Package Width	7' 5" (2.26 m)
Bow/Transom Deadrise	16°/10°
Average Weight	1,048 lbs. (475.36 kg)
Average Package Weight	2,327 lbs. (1,055.51 kg)
Depth Inside	18" (45.72 cm)
Transom Height	22.25" (56.52 cm)
Towing Length	23' 4" (7.11 m)
Storage Length	20' 5" (6.22 m)

### STANDARD FEATURES

#### Comfort, Convenience & Peace of Mind

- Backed by the TRACKER® Promise
- NMMA® certified
- Flotation meets or exceeds NMMA® & U.S. Coast Guard Requirements
- Easy-fill EPA-compliant fuel tank system
- Bow & stern eyes
- 4 cleats
- 2 battery trays
- 2 floor-mounted drink holders
- Motor-stop safety lanyard
- Fire extinguisher, horn & paddle

#### Console

- NEW restyled console
- Lowrance® HOOK-4x color fishfinder
- Soft touch sport steering wheel & single-cable, no-feedback rotary steering
- 1-piece rotomolded console w/tinted windscreen, phone holder & drink holder
- NEW multifunction speedometer/fuel gauge & tachometer/trim gauge
- Voltmeter & water pressure gauge
- Silver switch panels

#### Construction & Exterior

- Diamond Coat™ finish w/industry-exclusive, baked-on powder coat & clearcoat for long-lasting durability, color & good looks
- Rugged, all-welded, 1-piece aluminum hull w/pressed-in strakes & chines for structural strength & handling
- All-welded .100 aluminum hull
- Robotically welded, all-aluminum box-beam transom w/corner braces welded in to unitize & strengthen the hull
- Welded-in longitudinal stringer system for full-length support of the running surface
- Expanding foam injected into hull cavities for added hull stiffening, flotation & a quieter ride
- Wide 4" (10.16 cm) extruded 1-piece gunnels w/rub rail insert for structural strength, rigidity & side protection
- Pressure-treated floor & decks w/limited lifetime warranty
- Flush-mount, carpeted, all-aluminum compartment lids
- Welded, drained rain channels for drier storage in bow compartments & rod box
- Diamond Coat™ Metallic TRACKER® Black or Metallic Light Charcoal gunnels & sides w/Starlight Gray bottom

#### Electrical

- 500 GPH (1,892.71 LPH) bilge pump
- Bow & console courtesy lights
- Stowable navigation lights
- Interstate® batteries: 1 cranking & 1 trolling
- 2-bank battery charger
- 12V trolling motor harness & receptacle
- Bow panel w/trolling motor receptacle & motor tilt switch
- Wiring system wrapped in abrasion-resistant protective conduit

#### Interior

- 100% composite fishing seats w/contoured, pinchless hinges & snap-off cushions
- 38-sq.-ft. (3.53-sq.-m) bow deck w/lots of storage
- Elevated bow & aft casting decks w/storage below
- 2 pedestal seat base locations
- 2 folding fishing seats
- 3-across cockpit seating w/storage below port & center seats
- Folding center seatback w/non-skid step to aft deck
- Bow storage ventilation to reduce condensation
- Easy-to-access lockable center rod box for rods to 8' (2.44 m)
- 2 aft molded storage boxes

\* Estimated speeds are variable, depending on load, passengers, elevation, weather and water conditions.

## Pro Team™ 195 TXW 40th Anniversary Edition

Length	Beam	Max. HP	Max. Person Cap.	Max. Weight Cap.	Fuel Cap.
<b>18' 7"</b> (5.66 m)	<b>98"</b> (2.49 m)	<b>150</b>	<b>4/685 Lbs.</b> (310.71 kg)	<b>1,350 Lbs.</b> (612.35 kg)	<b>30 Gal.</b> (113.56 L)

### BOAT SPECIFICATIONS

Bottom Width	66" (1.68 m)
Package Width	8' 2" (2.49 m)
Bow/Transom Deadrise	16°/10°
Average Weight	1,215 lbs. (551.11 kg)
Average Package Weight	2,541 lbs. (1,152.58 kg)
Depth Inside	21" (53.34 cm)
Transom Height	23" (58.42 cm)
Towing Length	24' 9" (7.54 m)
Storage Length	20' 7" (6.27 m)

### STANDARD FEATURES

#### Anniversary Edition

- Diamond Coat™ Metallic TRACKER® Black or Metallic TRACKER® White finish w/industry-exclusive powder coat & clearcoat
- 2 Lowrance® HOOK-5 color fishfinders w/GPS (bow & console)
- Minn Kota® Maxxum® 24V, 70-lb. (31.75 kg) thrust, 52" (1.32 m) shaft, foot-control trolling motor
- Special sport steering wheel
- 3-bank battery charger
- 1 cranking & 2 trolling batteries
- 3 battery trays
- 24V trolling motor harness & receptacle
- Trailer has integrated winch stand step w/safety handle, 13" (33.02 cm) custom aluminum wheels w/radial tires & spare tire carrier w/matching spare

#### Comfort, Convenience & Peace of Mind

- Backed by the TRACKER® Promise
- NMMA® certified
- Flotation meets or exceeds NMMA® & U.S. Coast Guard Requirements
- Easy-fill EPA-compliant fuel tank system
- Bow & stern eyes
- 4 cleats
- 2 floor-mounted drink holders
- Motor-stop safety lanyard
- Fire extinguisher, horn & paddle

#### Console

- NEW restyled console
- 1-piece rotomolded console w/tinted windscreen, phone holder & drink holder
- NEW multifunction speedometer/fuel gauge & tachometer/trim gauge
- Voltmeter & water pressure gauge
- Silver switch panels

#### Construction & Exterior

- Diamond Coat™ finish w/industry-exclusive, baked-on powder coat & clearcoat for long-lasting durability, color & good looks
- Rugged, all-welded, 2-piece aluminum hull w/heavy-duty extruded keel & chines for structural strength & handling
- All-welded .100 aluminum hull
- Robotically welded, all-aluminum box-beam transom w/corner braces welded in to unitize & strengthen the hull
- Welded-in longitudinal stringer system for full-length support of the running surface
- Expanding foam injected into hull cavities for added hull stiffening, flotation & a quieter ride
- Wide 4" (10.16 cm) extruded 1-piece gunnels w/rub rail insert for structural strength, rigidity & side protection
- Pressure-treated floor & decks w/limited lifetime warranty
- Flush-mount, carpeted, all-aluminum compartment lids
- Welded, drained rain channels for drier storage in bow compartments & rod box

#### Electrical

- 750 GPH (2,839.06 LPH) bilge pump
- Bow & console courtesy lights
- Stowable navigation lights
- Bow panel w/trolling motor receptacle & motor tilt switch
- Wiring system wrapped in abrasion-resistant protective conduit

#### Interior

- 100% composite fishing seats w/contoured, pinchless hinges & snap-off cushions
- Expansive 39-sq.-ft. (3.62-sq.-m) bow deck
- Elevated bow & aft casting decks w/storage below
- 2 pedestal seat base locations



### MOTOR OPTIONS

MERCURY® MOTOR	EST. SPEEDS (MPH)*
90 ELPT FourStroke	40–42
115 ELPT FourStroke	42–46
115 Pro XS FourStroke	41–51
150 L FourStroke	52–63
150 OptiMax® Pro XS	55–65

- 2 folding fishing seats
- 3-across cockpit seating w/storage below center
- Folding center seatback w/non-skid step to aft deck
- Bow storage ventilation to reduce condensation
- Easy-to-access lockable center rod box for rods to 8' (2.44 m)
- Passenger rod storage w/rod handle organizer & rod holder strap for 6 rods
- 2 aft molded storage boxes
- Exclusive VERSATRACK® accessory-mounting channel in gunnels
- 16-oz. (.45 kg) marine-grade, fishing-friendly, Midnight Star cut-pile carpet throughout
- T-handle locks on all lockable compartments
- In-floor cooler
- Rod hold-down straps

#### Livewell Systems

- Lighted aft 27-gal. (102.21 L) aerated & divided livewell, timed & recirculated w/pump-out system & dual overflow drain
- 750 GPH (2,839.06 LPH) aerator/fill pump & 750 GPH recirculating pump w/timer
- Molded 1-piece construction w/rounded corners

#### Performance

- Power-Trac™ offset transom for quicker holeshots & better overall performance
- Revolution™ variable-deadrise hull w/Smooth Ride Guarantee™
- Factory-matched, performance-tested stainless steel propeller (150HP outboards only)

#### Trailer

- Custom-fit, single-axle trailer w/powder-coat finish & GALVASHIELD® Impact corrosion & chip protection
- Super Lube hubs for quick & complete hub lubrication
- Space-saving swing-away tongue to reduce storage length
- 1,200-lb. (544.31 kg) swing-up jack w/swivel wheel
- Extended rear diamond-plate step pads to access boat while on trailer
- Outboard motor support to reduce hull & transom stress
- Heavy-duty upright load guides for easy, centered loading
- Carpeted bunks & fender boards to protect hull
- Safety cables

#### Trolling Motor

- Able to accept 2nd trolling motor battery & up to a 24V trolling motor w/circuit breaker change (dealer installed)
- Trolling motor pedal recess w/tool holder & drink holder
- Thru-bolted trolling motor mount for durability

### OPTIONS

- Seat mount
- Seat post
- Bike seat
- Removable port console
- Vinyl floor & decks
- Power-Pole® mounting kit
- Mounting bracket for rod holder
- Rope ratchet cover—Charcoal
- Brake upgrade
- VERSATRACK® accessories

\* Estimated speeds are variable, depending on load, passengers, elevation, weather and water conditions.



## Guide V-16 Laker DLX T

Length	Beam	Max. HP	Max. Person Cap.	Max. Weight Cap.	Fuel Cap.
<b>16'</b> (4.88 m)	<b>74"</b> (1.88 m)	<b>40</b>	<b>6/600 Lbs.</b> (272.16 kg)	<b>1,100 Lbs.</b> (498.95 kg)	<b>6 Gal.</b> (22.71 L)

### BOAT SPECIFICATIONS

Bottom Width	60" (1.52 m)
Package Width	6' 8" (2.03 m)
Bow/Transom Deadrise	12°/8°
Average Weight	708 lbs. (321.14 kg)
Average Package Weight	1,484 lbs. (673.13 kg)
Depth Inside	19" (48.26 cm)
Transom Height	21" (53.34 cm)
Towing Length	21' 6" (6.55 m)
Storage Length	20' 2" (6.15 m)

### STANDARD FEATURES

#### Comfort, Convenience & Peace of Mind

- Backed by the TRACKER® Promise
- NMMA® certified
- Flotation meets or exceeds NMMA® & U.S. Coast Guard Requirements
- Bow & stern eyes
- 2 battery trays
- 6 cleats including 2 NEW midship cleats
- Motor-stop safety lanyard
- Fire extinguisher, horn & paddle

#### Construction & Exterior

- Diamond Coat™ finish w/industry-exclusive powder coat & clearcoat for long-lasting good looks
- All-welded, 2-piece .100 aluminum Deep V hull w/wide beam & stable bottom for a smoother, drier ride in rough waters
- Robotically welded, all-aluminum box-beam transom w/corner braces welded in to unitize & strengthen the hull
- Expanding foam injected into hull cavities for added hull stiffening, flotation & a quieter ride
- Transom motor-mounting plate for increased strength & durability
- Welded-in longitudinal stringer system for full-length support of the running surface
- Pressure-treated floor & deck(s) w/limited lifetime warranty
- Flush-mount, all-aluminum carpeted compartment lids
- Diamond Coat™ Metallic TRACKER® Light Charcoal gunnels & sides w/Starlight Gray bottom

#### Electrical

- 500 GPH (1,892.71 LPH) bilge pump
- Bow courtesy light
- Stowable navigation lights
- Wiring system wrapped in abrasion-resistant protective conduit
- Pre-wired for optional trolling motor

#### Interior

- Oversized raised bow deck
- Bow & floor pedestal base locations
- Fixed-position driver's chair
- Movable 360°-swivel & lock, folding fishing seat w/sturdy 2-3/8" (6.03 cm) seat pedestal
- Top-loading lockable port side rod box for rods to 7' 6" (2.28 m)
- Exclusive VERSATRACK® accessory-mounting channel in gunnels

#### Livewell Systems

- Bow 15-gal. (56.78 L) aerated livewell, w/standpipe overflow & bait bucket holder
- 500 GPH (1,892.71 LPH) aerator/fill pump
- Molded 1-piece construction w/rounded corners
- Adjustable aerator heads for maximum water control

#### Performance

- Deep deadrise & reversed chines for a smoother, drier ride & better overall performance
- Pressed-in strakes for optimal performance
- Factory-matched, performance-tested aluminum propeller



### MOTOR OPTIONS

MERCURY® MOTOR	EST. SPEEDS (MPH)*
9.9 ELH FourStroke	–
15 ELH FourStroke	–
20 ELH FourStroke	–
25 ELHPT FourStroke	–
40 ELHPT FourStroke	28–31

#### Trailer

- Custom-fit, single-axle trailer w/powder-coat finish & GALVASHIELD® Impact corrosion & chip protection
- Silver Metallic powder-coat wheels w/13" (33.02 cm) radial tires
- Super Lube hubs for quick & complete hub lubrication
- Outboard motor support to reduce hull & transom stress
- Heavy-duty upright load guides for easy, centered loading
- Carpeted bunks to protect hull
- Safety cables

### OPTIONS

- Brake upgrade
- VERSATRACK® accessories

## Super Guide™ V-16 SC

Length	Beam	Max. HP	Max. Person Cap.	Max. Weight Cap.	Fuel Cap.
<b>16'</b> (4.88 m)	<b>76"</b> (1.93 m)	<b>50</b>	<b>4/650 Lbs.</b> (294.84 kg)	<b>1,155 Lbs.</b> (523.90 kg)	<b>11.4 Gal.</b> (43.15 L)

### BOAT SPECIFICATIONS

Bottom Width	60" (1.52 m)
Package Width	7' 5" (2.26 m)
Bow/Transom Deadrise	12°/8°
Average Weight	875 lbs. (396.89 kg)
Average Package Weight	1,773 lbs. (804.22 kg)
Depth Inside	19" (48.26 cm)
Transom Height	21" (53.34 m)
Towing Length	21' 6" (6.55 m)
Storage Length	20' 2" (6.15 m)

### STANDARD FEATURES

#### Comfort, Convenience & Peace of Mind

- Backed by the TRACKER® Promise
- NMMA® certified
- Flotation meets or exceeds NMMA® & U.S. Coast Guard Requirements
- Easy-fill EPA-compliant fuel tank
- Bow & stern eyes
- 2 battery trays
- 6 cleats including 2 NEW midship cleats
- Motor-stop safety lanyard
- Fire extinguisher, horn & paddle

#### Console

- Lowrance® HOOK-3x color fishfinder
- Single-cable, no-feedback rotary steering
- 1-piece rotomolded console w/tinted windscreen & built-in drink holder
- Illuminated tachometer, speedometer & fuel gauge
- Midnight Lazer switch panel w/toggle switches

#### Construction & Exterior

- Diamond Coat™ finish w/industry-exclusive powder coat & clearcoat for long-lasting good looks
- All-welded, 2-piece .100 aluminum Deep V hull w/wide beam & stable bottom for a smoother, drier ride in rough waters
- Robotically welded, all-aluminum box-beam transom w/corner braces welded in to unitize & strengthen the hull
- Expanding foam injected into hull cavities for added hull stiffening, flotation & a quieter ride
- Transom motor-mounting plate for increased strength & durability
- Welded-in longitudinal stringer system for full-length support of the running surface
- Pressure-treated floor & deck(s) w/limited lifetime warranty
- Flush-mount, all-aluminum carpeted compartment lids
- Diamond Coat™ Metallic TRACKER® Black or Metallic Light Charcoal gunnels & hull sides w/Starlight Gray bottom

#### Electrical

- 500 GPH (1,892.71 LPH) bilge pump
- Bow & console courtesy lights
- Stowable navigation lights
- Interstate® batteries, 1 cranking & 1 trolling
- Console-mounted 12V outlet
- Wiring system wrapped in abrasion-resistant protective conduit

#### Interior

- Oversized elevated bow & aft fishing decks
- 5 pedestal seat base locations
- 2 movable, 360°-swivel & lock, folding fishing seats w/sturdy 2-3/8" (6.03 cm) seat pedestals
- Lockable bow storage compartments
- Top-loading lockable port side rod box for rods to 7' 6" (2.28 m)
- Exclusive VERSATRACK® accessory-mounting channel in gunnels
- Carpeted trolling motor deck w/drink holder
- Marine-grade vinyl floor covering in cockpit area
- Marine-grade, fishing friendly cut-pile carpet on fishing decks

#### Livewell Systems

- Bow 15-gal. (56.78 L) aerated livewell w/timer, standpipe overflow & removable bait bucket
- 500 GPH (1,892.71 LPH) aerator/fill pump
- Molded 1-piece construction w/rounded corners
- Adjustable aerator heads for maximum water control



### MOTOR OPTIONS

MERCURY® MOTOR	EST. SPEEDS (MPH)*
9.9 ELPT FourStroke CT ProK	–
25 ELPT FourStroke	19–24
40 ELPT FourStroke	25–29
50 ELPT FourStroke	28–32

#### Performance

- Deep deadrise & reversed chines for a smoother, drier ride & better overall performance
- Pressed-in strakes for optimal performance
- Factory-matched, performance-tested aluminum propeller

#### Trailer

- Custom-fit, single-axle trailer w/powder-coat finish & GALVASHIELD® Impact corrosion & chip protection
- Silver Metallic powder-coat wheels w/13" (33.02 cm) radial tires
- Super Lube hubs for quick & complete hub lubrication
- Outboard motor support to reduce hull & transom stress
- Heavy-duty upright load guides for easy, centered loading
- Carpeted bunks to protect hull
- Safety cables

#### Trolling Motor

- Minn Kota® PowerDrive™ 12V, 42-lb. (19.05 kg) thrust, 54" (1.37 m) shaft, foot-control trolling motor
- Trolling motor foot pedal storage keeps wiring from underfoot
- Thru-bolted trolling motor mount for extra strength

### OPTIONS

- Seat caddy
- Vinyl floor & decks
- Rope ratchet cover—Charcoal
- Brake upgrade
- VERSATRACK® accessories

## Pro Guide™ V-16 SC

Length	Beam	Max. HP	Max. Person Cap.	Max. Weight Cap.	Fuel Cap.
<b>16' 8"</b> (5.08 m)	<b>88"</b> (2.24 m)	<b>90</b>	<b>5/655 Lbs.</b> (297.10 kg)	<b>1,200 Lbs.</b> (544.31 kg)	<b>25.5 Gal.</b> (96.53 L)

### BOAT SPECIFICATIONS

Bottom Width	70" (1.78 m)
Package Width	8' 6" (2.59 m)
Bow/Transom Deadrise	35°/20°
Average Weight	1,169 lbs. (530.25 kg)
Average Package Weight	2,532 lbs. (1,148.50 kg)
Depth Inside	25.5" (64.77 cm)
Transom Height	20.7' 4" (53.04 cm)
Towing Length	22' 1" (6.73 m)
Storage Length	18' 10" (5.74 m)

### STANDARD FEATURES

#### Comfort, Convenience & Peace of Mind

- Backed by the TRACKER® Promise
- NMMA® certified
- Flotation meets or exceeds NMMA® & U.S. Coast Guard Requirements
- Easy-fill EPA-compliant fuel tank
- Bow & stern eyes
- 2 battery trays
- 6 cleats including 2 NEW midship cleats
- Motor-stop safety lanyard
- Fire extinguisher, horn & paddle

#### Console

- Lowrance® HOOK-3x color fishfinder
- Single-cable, no-feedback rotary steering
- Sleek fiberglass-reinforced console top w/tinted windscreen & built-in drink holder
- Illuminated speedometer, tachometer & fuel gauge
- Black Metallic instrument & switch panel w/toggle switches

#### Construction & Exterior

- Diamond Coat™ finish w/industry-exclusive powder coat & clearcoat for long-lasting good looks
- All-welded, 2-piece .100 aluminum Deep V hull w/wide beam & stable bottom for a smoother, drier ride in rough waters
- Robotically welded, all-aluminum box-beam transom w/corner braces welded in to unitize & strengthen the hull
- Expanding foam injected into hull cavities for added hull stiffening, flotation & a quieter ride
- Transom motor-mounting plate for increased strength & durability
- Welded-in longitudinal stringer system for full-length support of the running surface
- Pressure-treated floor & deck(s) w/limited lifetime warranty
- Flush-mount, all-aluminum carpeted compartment lids
- Diamond Coat™ Metallic TRACKER® Black or Metallic Light Charcoal gunnels & hull sides w/Starlight Gray bottom

#### Electrical

- 500 GPH (1,892.71 LPH) bilge pump
- Bow & console courtesy lights
- Stowable navigation lights
- Interstate® batteries, 1 cranking & 1 trolling
- Console-mounted 12V outlet
- Wiring system wrapped in abrasion-resistant protective conduit

#### Interior

- Elevated bow & aft fishing decks
- 6 pedestal seat base locations
- 1 movable driver/fishing seat w/sliding adjustment plus 2 movable fishing seats, all w/360°-swivel & lock, folding w/sturdy 2-3/8" (6.03 cm) seat pedestals
- 3 bow storage compartments
- 2 deep top-loading lockable boxes in the cockpit sides for rods/gear to 8" (2.44 m)
- Exclusive VERSATRACK® accessory-mounting channel in gunnels
- Carpeted trolling motor deck w/drink holder
- Marine-grade vinyl floor covering in cockpit area
- Marine-grade, fishing friendly cut-pile carpet on fishing decks
- Rod hold-down straps

\* Estimated speeds are variable, depending on load, passengers, elevation, weather and water conditions.



### MOTOR OPTIONS

MERCURY® MOTOR	EST. SPEEDS (MPH)*
9.9 ELPT FourStroke CT ProK	–
50 ELPT FourStroke	26–28
60 ELPT FourStroke	28–30
75 ELPT FourStroke	37–39
90 ELPT FourStroke	39–41

#### Livewell Systems

- Bow 23-gal. (87.06 L), 40" (1.02 m) aerated & divided livewell w/removable bait bucket timed & recirculated w/pump-out system
- 500 GPH (1,892.71 LPH) aerator/fill pump
- 500 GPH (1,892.71 LPH) recirculating pump
- Molded 1-piece construction w/rounded corners
- Adjustable aerator heads for maximum water control

#### Performance

- Deep deadrise & reversed chines for a smoother, drier ride & better overall performance
- Pressed-in strakes for optimal performance
- Factory-matched, performance-tested aluminum propeller

#### Trailer

- Custom-fit, single-axle trailer w/powder-coat finish & GALVASHIELD® Impact corrosion & chip protection
- Chrome wheels & matching hub covers w/13" (33.02 cm) radial tires
- Super Lube hubs for quick & complete hub lubrication
- Space-saving swing-away tongue to reduce storage length
- Outboard motor support to reduce hull & transom stress
- Heavy-duty upright load guides for easy, centered loading
- Carpeted bunks & fender boards to protect hull
- Safety cables

#### Trolling Motor

- Minn Kota® PowerDrive™ 12V, 42-lb. (19.05 kg) thrust, 54" (1.37 m) shaft, foot-control trolling motor
- Trolling motor foot pedal storage keeps wiring from underfoot
- Thru-bolted trolling motor mount for extra strength

### OPTIONS

- Seat caddy
- Rope ratchet cover—Charcoal
- Brake upgrade
- VERSATRACK® accessories

## Pro Guide™ V-16 WT

Length	Beam	Max. HP	Max. Person Cap.	Max. Weight Cap.	Fuel Cap.
<b>16' 8"</b> (5.08 m)	<b>88"</b> (2.24 m)	<b>90</b>	<b>5/655 Lbs.</b> (297.10 kg)	<b>1,200 Lbs.</b> (544.31 kg)	<b>25.5 Gal.</b> (96.53 L)

### BOAT SPECIFICATIONS

Bottom Width	70" (1.78 m)
Package Width	8' 6" (2.59 m)
Bow/Transom Deadrise	35°/20°
Average Weight	1,194 lbs. (541.59 kg)
Average Package Weight	2,556.78 Lbs. (1,159.84 kg)
Depth Inside	25.5" (64.77 cm)
Transom Height	20.7' 4" (53.04 cm)
Towing Length	22' 1" (6.73 m)
Storage Length	18' 10" (5.74 m)

### STANDARD FEATURES

#### Comfort, Convenience & Peace of Mind

- Backed by the TRACKER® Promise
- NMMA® certified
- Flotation meets or exceeds NMMA® & U.S. Coast Guard Requirements
- Easy-fill EPA-compliant fuel tank
- Bow & stern eyes
- 2 battery trays
- 6 cleats including 2 NEW midship cleats
- Motor-stop safety lanyard
- Fire extinguisher, horn & paddle

#### Console

- Lowrance® HOOK-3x color fishfinder
- Single-cable, no-feedback rotary steering
- Port & starboard fiberglass-reinforced composite consoles w/tempered safety-glass walk-thru windshield
- Passenger console w/glovebox
- Driver side drink holder
- Illuminated speedometer, tachometer & fuel gauge
- Black Metallic instrument & switch panel w/toggle switches

#### Construction & Exterior

- Diamond Coat™ finish w/industry-exclusive powder coat & clearcoat for long-lasting good looks
- All-welded, 2-piece .100 aluminum Deep V hull w/wide beam & stable bottom for a smoother, drier ride in rough waters
- Robotically welded, all-aluminum box-beam transom w/corner braces welded in to unitize & strengthen the hull
- Expanding foam injected into hull cavities for added hull stiffening, flotation & a quieter ride
- Transom motor-mounting plate for increased strength & durability
- Welded-in longitudinal stringer system for full-length support of the running surface
- Pressure-treated floor & deck(s) w/limited lifetime warranty
- Flush-mount, all-aluminum carpeted compartment lids
- Diamond Coat™ Metallic Blue or Metallic TRACKER® White gunnels & hull sides w/Starlight Gray bottom

#### Electrical

- 500 GPH (1,892.71 LPH) bilge pump
- Bow & console courtesy lights
- Stowable navigation lights
- Interstate® batteries, 1 cranking & 1 trolling
- Console-mounted 12V outlet
- Wiring system wrapped in abrasion-resistant protective conduit

#### Interior

- Elevated bow & aft fishing decks
- 6 pedestal seat base locations
- 1 movable driver/fishing seat w/sliding adjustment plus 2 movable fishing seats, all w/360°-swivel & lock, folding w/sturdy 2-3/8" (6.03 cm) seat pedestals
- 3 bow storage compartments
- 2 deep top-loading lockable boxes in the cockpit sides for rods/gear to 8" (2.44 m)
- Exclusive VERSATRACK® accessory-mounting channel in gunnels
- Carpeted trolling motor deck w/drink holder
- Marine-grade vinyl floor covering in cockpit area
- Marine-grade, fishing friendly cut-pile carpet on fishing decks
- Rod hold-down straps



### MOTOR OPTIONS

MERCURY® MOTOR	EST. SPEEDS (MPH)*
9.9 ELPT FourStroke CT	–
50 ELPT FourStroke	26–28
60 ELPT FourStroke	28–30
75 ELPT FourStroke	37–39
90 ELPT FourStroke	39–41

#### Livewell Systems

- Bow 23-gal. (87 L), 40" (1.0 m) aerated & divided livewell w/removable bait bucket timed & recirculated w/pump-out system
- 500 GPH (1,892.71 LPH) aerator/fill pump
- 500 GPH (1,892.71 LPH) recirculating pump
- Molded 1-piece construction w/rounded corners
- Adjustable aerator heads for maximum water control

#### Performance

- Deep deadrise & reversed chines for a smoother, drier ride & better overall performance
- Pressed-in strakes for optimal performance
- Factory-matched, performance-tested aluminum propeller

#### Trailer

- Custom-fit, single-axle trailer w/powder-coat finish & GALVASHIELD® Impact corrosion & chip protection
- Chrome wheels & matching hub covers w/13" (33.02 cm) radial tires
- Super Lube hubs for quick & complete hub lubrication
- Space-saving swing-away tongue to reduce storage length
- Outboard motor support to reduce hull & transom stress
- Heavy-duty upright load guides for easy, centered loading
- Carpeted bunks & fender boards to protect hull
- Safety cables

#### Trolling Motor

- Minn Kota® PowerDrive™ 12V, 42-lb. (19.05 kg) thrust, 54" (1.37 m) shaft, foot-control trolling motor
- Trolling motor foot pedal storage keeps wiring from underfoot
- Thru-bolted trolling motor mount for extra strength

### OPTIONS

- Seat caddy
- Vinyl floor & decks
- Rope ratchet cover—Charcoal
- Convertible top—Charcoal
- Full enclosure—Charcoal
- Brake upgrade
- VERSATRACK® accessories

\* Estimated speeds are variable, depending on load, passengers, elevation, weather and water conditions.



## Pro Guide™ V-165 WT

Length	Beam	Max. HP	Max. Person Cap.	Max. Weight Cap.	Fuel Cap.
<b>16' 9"</b> (5.11 m)	<b>97"</b> (2.46 m)	<b>115</b>	<b>6/1,000 Lbs.</b> (453.59 kg)	<b>1,750 Lbs.</b> (793.79 kg)	<b>25.5 Gal.</b> (96.53 L)

### BOAT SPECIFICATIONS

Bottom Width	82" (2.08 m)
Package Width	8' 6" (2.59 m)
Bow/Transom Deadrise	35°/20°
Average Weight	1,516 lbs. (687.65 kg)
Average Package Weight	2,844 lbs. (1,290.02 kg)
Depth Inside	25.5" (64.77 cm)
Transom Height	20.7' 4" (53.04 cm)
Towing Length	23' 9" (7.24 m)
Storage Length	20' 1" (6.12 m)



### MOTOR OPTIONS

MERCURY® MOTOR	EST. SPEEDS (MPH)*
90 XL FourStroke	–
115 XL FourStroke	–

### STANDARD FEATURES

#### Comfort, Convenience & Peace of Mind

- Backed by the TRACKER® Promise
- NMMA® certified
- Flotation meets or exceeds NMMA® & U.S. Coast Guard Requirements
- Easy-fill EPA-compliant fuel tank
- Aft swim platform w/boarding ladder
- Ski tow pylon receptacle to accept optional pylon
- Bow & stern eyes
- 2 battery trays
- 6 cleats
- Motor-stop safety lanyard
- Fire extinguisher, horn & paddle

#### Console

- Lowrance® HOOK-4x color fishfinder
- Soft-touch sport steering wheel & single-cable, no-feedback rotary steering
- Port & starboard fiberglass-reinforced composite consoles w/tempered safety-glass walk-thru windshield
- Passenger console w/storage
- Starboard weather-protected AM/FM Bluetooth®-capable stereo
- Strategically placed instruments w/recessed gauges
- Illuminated speedometer, tachometer, voltmeter, fuel gauge, water pressure & trim gauge
- Black Metallic instrument & switch panel w/toggle switches

#### Construction & Exterior

- Diamond Coat™ finish w/industry-exclusive powder coat & clearcoat for long-lasting good looks
- All-welded, 2-piece .100 aluminum Deep V hull w/wide beam & stable bottom for a smoother, drier ride in rough waters
- Robotically welded, all-aluminum box-beam transom w/corner braces welded in to unitize & strengthen the hull
- Expanding foam injected into hull cavities for added hull stiffening, flotation & a quieter ride
- Transom motor-mounting plate for increased strength & durability
- Welded-in longitudinal stringer system for full-length support of the running surface
- Pressure-treated floor & deck(s) w/limited lifetime warranty
- Flush-mount, all-aluminum carpeted compartment lids
- Molded bow storage box/cooler w/raised lip for drier storage
- Diamond Coat™ Metallic TRACKER® Black or Metallic TRACKER® White gunnels & hull sides w/Starlight Gray bottom

#### Electrical

- 500 GPH (1,892.71 LPH) bilge pump
- Bow & console courtesy lights
- Stowable navigation lights
- Interstate® batteries, 1 cranking & 1 trolling
- Bow panel w/trolling motor receptacle, 12V outlet & motor tilt switch
- Port console-mounted 12V outlet
- Wiring system wrapped in abrasion-resistant protective conduit

#### Interior

- 100% composite seating
- Elevated bow & aft fishing decks
- 5 pedestal seat base locations
- 1 movable driver/fishing seat w/sliding adjustment plus 2 movable fishing seats, all w/360°-swivel & lock, folding w/sturdy 2-3/8" (6.03 cm) seat pedestals
- Center bow lockable rod box w/designated organizer for 6'–8' (1.83–2.44 m) spinning & baitcast rods

\* Estimated speeds are variable, depending on load, passengers, elevation, weather and water conditions.

## Pro Guide™ V-175 SC

Length	Beam	Max. HP	Max. Person Cap.	Max. Weight Cap.	Fuel Cap.
<b>17' 7"</b> (5.36 m)	<b>97"</b> (2.46 m)	<b>150</b>	<b>6/837.85 Lbs.</b> (380.11 kg)	<b>1,600 Lbs.</b> (725.75 kg)	<b>25.5 Gal.</b> (96.53 L)

### BOAT SPECIFICATIONS

Bottom Width	82" (2.08 m)
Package Width	8' 5" (2.57 m)
Bow/Transom Deadrise	35°/20°
Average Weight	1,500 lbs. (680.39 kg)
Average Package Weight	2,960 lbs. (1,342.63 kg)
Depth Inside	26.75" (67.95 cm)
Transom Height	25.5" (64.77 cm)
Towing Length	24' 2" (7.37 m)
Storage Length	22' 6" (6.86 m)



### MOTOR OPTIONS

MERCURY® MOTOR	EST. SPEEDS (MPH)*
90 EXLPT FourStroke	34–37
115 EXLPT FourStroke	43–45
150 XL FourStroke	–

### STANDARD FEATURES

#### Comfort, Convenience & Peace of Mind

- Backed by the TRACKER® Promise
- NMMA® certified
- Flotation meets or exceeds NMMA® & U.S. Coast Guard Requirements
- Easy-fill EPA-compliant fuel tank
- NEW aft swim platform w/boarding ladder
- Ski tow pylon receptacle to accept optional pylon
- Bow & stern eyes
- 2 battery trays
- 6 cleats including 2 NEW midship cleats
- Motor-stop safety lanyard
- Fire extinguisher, horn & paddle

#### Console

- Lowrance® HOOK-4x color fishfinder
- Soft-touch sport steering wheel & NEW BayStar™ hydraulic steering w/tilt
- Sleek fiberglass-reinforced console top w/tinted windshield & built-in drink holder
- Strategically placed instruments w/recessed gauges
- Illuminated speedometer, tachometer, voltmeter, fuel gauge, water pressure & trim gauge
- Black Metallic instrument & switch panel w/toggle switches

#### Construction & Exterior

- Diamond Coat™ finish w/industry-exclusive powder coat & clearcoat for long-lasting good looks
- All-welded, 2-piece .100 aluminum Deep V hull w/wide beam & stable bottom for a smoother, drier ride in rough waters
- Robotically welded, all-aluminum box-beam transom w/corner braces welded in to unitize & strengthen the hull
- Expanding foam injected into hull cavities for added hull stiffening, flotation & a quieter ride
- Transom motor-mounting plate for increased strength & durability
- Welded-in longitudinal stringer system for full-length support of the running surface
- Pressure-treated floor & deck(s) w/limited lifetime warranty
- Flush-mount, all-aluminum carpeted compartment lids
- Molded bow storage box/cooler w/raised lip for drier storage
- Diamond Coat™ Victory Red or Metallic Light Charcoal gunnels & hull sides w/Starlight Gray bottom

#### Electrical

- 500 GPH (1,892.71 LPH) bilge pump
- Bow & console courtesy lights
- Stowable navigation lights
- Interstate® batteries, 1 cranking & 1 trolling
- Bow panel w/trolling motor receptacle, 12V outlet & motor tilt switch
- Wiring system wrapped in abrasion-resistant protective conduit

#### Interior

- 100% composite seating
- Elevated bow & aft fishing decks
- 7 pedestal seat base locations
- 1 movable driver/fishing seat w/sliding adjustment plus 2 movable fishing seats, all w/360°-swivel & lock, folding w/sturdy 2-3/8" (6.03 cm) seat pedestals
- NEW front-access, below console storage
- NEW redesigned center bow lockable rod box w/designated organizer for 6'–8' (1.83–2.44 m) spinning & baitcast rods
- 2 deep top-loading lockable boxes in the cockpit sides for rods/gear to 8' (2.44 m)

## Pro Guide™ V-175 WT

Length	Beam	Max. HP	Max. Person Cap.	Max. Weight Cap.	Fuel Cap.
<b>17' 7"</b> (5.36 m)	<b>97"</b> (2.46 m)	<b>150</b>	<b>6/837.85 Lbs.</b> (380.11 kg)	<b>1,600 Lbs.</b> (725.75 kg)	<b>25.5 Gal.</b> (96.53 L)

### BOAT SPECIFICATIONS

Bottom Width	82" (2.08 m)
Package Width	8' 5" (2.57 m)
Bow/Transom Deadrise	35°/20°
Average Weight	1,525 lbs. (691.73 kg)
Average Package Weight	2,985 lbs. (1,353.97 kg)
Depth Inside	26.75" (67.95 cm)
Transom Height	25.5" (64.77 cm)
Towing Length	24' 2" (7.37 m)
Storage Length	22' 6" (6.86 m)



### MOTOR OPTIONS

MERCURY® MOTOR	EST. SPEEDS (MPH)*
90 EXLPT FourStroke	34–37
115 EXLPT FourStroke	43–45
150 XL FourStroke	–

### STANDARD FEATURES

#### Comfort, Convenience & Peace of Mind

- Backed by the TRACKER® Promise
- NMMA® certified
- Flotation meets or exceeds NMMA® & U.S. Coast Guard Requirements
- Easy-fill EPA-compliant fuel tank
- NEW aft swim platform w/boarding ladder
- Ski tow pylon receptacle to accept optional pylon
- Bow & stern eyes
- 2 battery trays
- 6 cleats including 2 NEW midship cleats
- Motor-stop safety lanyard
- Fire extinguisher, horn & paddle

#### Console

- Lowrance® HOOK-4x color fishfinder
- Soft-touch sport steering wheel & NEW BayStar™ hydraulic steering w/tilt
- Port & starboard fiberglass-reinforced composite consoles w/tempered safety-glass walk-thru windshield
- Passenger console w/storage
- Starboard weather-protected AM/FM Bluetooth®-capable stereo
- Strategically placed instruments w/recessed gauges
- Illuminated speedometer, tachometer, voltmeter, fuel gauge, water pressure & trim gauge
- Black Metallic instrument & switch panel w/toggle switches

#### Construction & Exterior

- Diamond Coat™ finish w/industry-exclusive powder coat & clearcoat for long-lasting good looks
- All-welded, 2-piece .100 aluminum Deep V hull w/wide beam & stable bottom for a smoother, drier ride in rough waters
- Robotically welded, all-aluminum box-beam transom w/corner braces welded in to unitize & strengthen the hull
- Expanding foam injected into hull cavities for added hull stiffening, flotation & a quieter ride
- Transom motor-mounting plate for increased strength & durability
- Welded-in longitudinal stringer system for full-length support of the running surface
- Pressure-treated floor & deck(s) w/limited lifetime warranty
- Flush-mount, all-aluminum carpeted compartment lids
- Molded bow storage box/cooler w/raised lip for drier storage
- Diamond Coat™ Metallic Blue or Metallic TRACKER® Black Cherry gunnels & hull sides w/Starlight Gray bottom

#### Electrical

- 500 GPH (1,892.71 LPH) bilge pump
- Bow & console courtesy lights
- Stowable navigation lights
- Interstate® batteries, 1 cranking & 1 trolling
- Bow panel w/trolling motor receptacle, 12V outlet & motor tilt switch
- Port console-mounted 12V outlet
- Wiring system wrapped in abrasion-resistant protective conduit

#### Interior

- 100% composite seating
- Sport package option: bow padded backrests & removable seat cushions, flip-up aft fishing deck extension w/2 folding jump seats & a removable ski tow pylon
- Elevated bow & aft fishing decks
- 7 pedestal seat base locations

\* Estimated speeds are variable, depending on load, passengers, elevation, weather and water conditions.

## Pro Guide™ V-175 Combo

Length	Beam	Max. HP	Max. Person Cap.	Max. Weight Cap.	Fuel Cap.
<b>17' 7"</b> (5.36 m)	<b>97"</b> (2.46 m)	<b>150</b>	<b>6/837.85 Lbs.</b> (380.11 kg)	<b>1,600 Lbs.</b> (725.75 kg)	<b>25.5 Gal.</b> (96.53 L)

### BOAT SPECIFICATIONS

Bottom Width	82" (2.08 m)
Package Width	8' 5" (2.57 m)
Bow/Transom Deadrise	35°/20°
Average Weight	1,525 lbs. (691.73 kg)
Average Package Weight	2,985 lbs. (1,353.97 kg)
Depth Inside	26.75" (67.95 cm)
Transom Height	25.5" (64.77 cm)
Towing Length	24' 2" (7.37 m)
Storage Length	22' 6" (6.86 m)



### MOTOR OPTIONS

MERCURY® MOTOR	EST. SPEEDS (MPH)*
90 EXLPT FourStroke	34–37
115 EXLPT FourStroke	43–45
150 XL FourStroke	–

### STANDARD FEATURES

#### Comfort, Convenience & Peace of Mind

- Backed by the TRACKER® Promise
- NMMA® certified
- Flotation meets or exceeds NMMA® & U.S. Coast Guard Requirements
- Easy-fill EPA-compliant fuel tank
- Aft swim platform w/boarding ladder
- Removable ski tow pylon
- Bow & stern eyes
- 2 battery trays
- 6 cleats including 2 NEW midship cleats
- Motor-stop safety lanyard
- Fire extinguisher, horn & paddle

#### Console

- Lowrance® HOOK-4x color fishfinder
- Soft-touch sport steering wheel & NEW BayStar™ hydraulic steering w/tilt
- Port & starboard fiberglass-reinforced composite consoles w/tempered safety-glass walk-thru windshield
- Passenger console w/storage
- Starboard weather-protected AM/FM Bluetooth®-capable stereo
- Strategically placed instruments w/recessed gauges
- Illuminated speedometer, tachometer, voltmeter, fuel gauge, water pressure & trim gauge
- Black Metallic instrument & switch panel w/toggle switches

#### Construction & Exterior

- Diamond Coat™ finish w/industry-exclusive powder coat & clearcoat for long-lasting good looks
- All-welded, 2-piece .100 aluminum Deep V hull w/wide beam & stable bottom for a smoother, drier ride in rough waters
- Robotically welded, all-aluminum box-beam transom w/corner braces welded in to unitize & strengthen the hull
- Expanding foam injected into hull cavities for added hull stiffening, flotation & a quieter ride
- Transom motor-mounting plate for increased strength & durability
- Welded-in longitudinal stringer system for full-length support of the running surface
- Pressure-treated floor & deck(s) w/limited lifetime warranty
- Flush-mount, all-aluminum carpeted compartment lids
- Molded bow storage box/cooler w/raised lip for drier storage
- Diamond Coat™ Metallic TRACKER® Black or Black Cherry gunnels & hull sides w/Starlight Gray bottom

#### Electrical

- 500 GPH (1,892.71 LPH) bilge pump
- Bow & console courtesy lights
- Stowable navigation lights
- Interstate® batteries, 1 cranking & 1 trolling
- Bow panel w/trolling motor receptacle, 12V outlet & motor tilt switch
- Port console-mounted 12V outlet
- Wiring system wrapped in abrasion-resistant protective conduit

#### Interior

- 100% composite seating
- Elevated bow & aft fishing decks
- 7 pedestal seat base locations
- 1 movable driver/fishing seat w/sliding adjustment plus 2 movable fishing seats, all w/360°-swivel & lock, folding w/sturdy 2-3/8" (6.03 cm) seat pedestals
- Flip-up aft fishing deck extension w/2 folding jump seats
- Bow padded backrests

- NEW front-access, below console storage
- 2 deep top-loading lockable boxes in the cockpit sides for rods/gear to 8' (2.44 m)
- In-floor center gear storage compartment
- Exclusive VERSATRACK® accessory-mounting channel in gunnels
- Carpeted trolling motor deck w/drink holder
- Marine-grade vinyl floor covering in cockpit area
- Marine-grade, fishing friendly cut-pile carpet on fishing decks
- Rod hold-down straps

#### Livewell Systems

- Bow 19-gal. (71.92 L) aerated livewell timed & recirculated w/pump-out system
- NEW aft 29-gal. (109.78 L), 50" (1.27 m) aerated livewell w/removable bait bucket timed & recirculated w/pump-out system
- Dual 500 GPH (1,892.71 LPH) aerator/fill pumps
- Dual 500 GPH (1,892.71 LPH) recirculating/pump-out pumps
- Molded 1-piece construction w/rounded corners
- Adjustable aerator heads for maximum water control

#### Performance

- Deep deadrise & reversed chines for a smoother, drier ride & better overall performance
- Pressed-in strakes for optimal performance
- Factory-matched, performance-tested aluminum propeller

#### Trailer

- Custom-fit, single-axle trailer w/powder-coat finish & GALVASHIELD® Impact corrosion & chip protection
- Chrome wheels & matching hub covers w/14" (35.56 cm) radial tires
- Super Lube hubs for quick & complete hub lubrication
- Space-saving swing-away tongue to reduce storage length
- 1,200-lb. (544.31 kg) swing-up jack w/swivel wheel
- Outboard motor support to reduce hull & transom stress
- Heavy-duty upright load guides for easy, centered loading
- Carpeted bunks & fender boards to protect hull
- Safety cables

#### Trolling Motor

- Minn Kota® PowerDrive™ 12V, 55-lb. (24.95 kg) thrust, 54" (1.37 m) shaft, foot-control trolling motor
- Trolling motor foot pedal storage keeps wiring from underfoot
- Thru-bolted trolling motor mount for extra strength

### OPTIONS

- Seat caddy
- Bow cushions
- Rope ratchet cover—Charcoal
- Convertible top w/boot, frame & VERSATRACK® attachment hardware—Charcoal
- Full enclosure w/front, walk-thru, side & aft curtains, bow cover & convertible top w/boot, frame & VERSATRACK® attachment hardware—Charcoal
- Brake upgrade
- Tandem w/1 brake upgrade
- Tandem w/2 brakes upgrade
- VERSATRACK® accessories



## Targa™ V-18 WT

Length	Beam	Max. HP	Max. Person Cap.	Max. Weight Cap.	Fuel Cap.
<b>18' 2"</b> (5.54 m)	<b>102"</b> (2.59 m)	<b>200</b>	<b>6/885 Lbs.</b> (401.43 kg)	<b>1,650 Lbs.</b> (748.43 kg)	<b>40 Gal.</b> (151.42 L)

### BOAT SPECIFICATIONS

Bottom Width	88" (2.24 m)
Package Width	8' 6" (2.59 m)
Bow/Transom Deadrise	35°/20°
Average Weight	2,060 lbs. (934.40 kg)
Average Package Weight	3,704 lbs. (1,680.11 kg)
Depth Inside	28.75" (73.03 cm)
Transom Height	23" (58.42 cm)
Towing Length	24' 9" (7.54 m)
Storage Length	20' 6" (6.25 m)



### MOTOR OPTIONS

MERCURY® MOTOR	EST. SPEEDS (MPH)*
115 EXLPT FourStroke	35–38
150 XL FourStroke	46–47
200 XL Verado®	46–51

### STANDARD FEATURES

#### Comfort, Convenience & Peace of Mind

- Backed by the TRACKER® Promise
- NMMA® certified
- Flotation meets or exceeds NMMA® & U.S. Coast Guard Requirements
- Easy-fill EPA-compliant fuel tank
- Aft swim platform w/boarding ladder
- Ski tow pylon receptacle to accept optional pylon
- Bow & stern eyes
- 3 battery trays
- 4 cleats
- Motor-stop safety lanyard
- Fire extinguisher, horn & paddle

#### Console

- Lowrance® HOOK-4x color fishfinder
- Padded sport steering wheel & SeaStar™ hydraulic steering w/tilt
- Port & starboard fiberglass-reinforced molded composite consoles w/tempered safety-glass walk-thru windshield
- Passenger console w/storage
- Dash layout w/enough space to accept large graph
- Starboard weather-protected AM/FM Bluetooth®-capable stereo
- Strategically placed instruments w/recessed gauges
- Illuminated speedometer, tachometer, voltmeter, fuel gauge, water pressure & trim gauge
- Midnight Lazer instrument & switch panel w/toggle switches

#### Construction & Exterior

- Diamond Coat™ finish w/industry-exclusive powder coat & clearcoat for long-lasting good looks
- All-welded, 2-piece .100 aluminum Deep V hull w/wide beam & stable bottom for a smoother, drier ride in rough waters
- Robotically welded, all-aluminum box-beam transom w/corner braces welded in to unitize & strengthen the hull
- Expanding foam injected into hull cavities for added hull stiffening, flotation & a quieter ride
- Transom motor-mounting plate for increased strength & durability
- Welded-in longitudinal stringer system for full-length support of the running surface
- Wide 8' 6" (2.59 m) beam for more interior room, plus wide 7' 4" (2.24 m) bottom for more stability
- Super-wide 11" (27.94 cm) gunnels for structural strength & rigidity w/integrated storage below
- Full-length non-skid grip mats on top of gunnels
- Pressure-treated floor & deck(s) w/limited lifetime warranty
- Insulated flush-mount, all-aluminum & carpeted compartment lids
- Molded bow storage box/cooler w/raised lip for drier storage
- Diamond Coat™ Metallic TRACKER® Black or Metallic Light Charcoal gunnels & hull sides w/Starlight Gray bottom

#### Electrical

- 500 GPH (1,892.71 LPH) bilge pump
- Bow & console courtesy lights
- Interior courtesy lights
- Stowable navigation lights
- Interstate® batteries: 1 cranking & 2 trolling
- 2-bank battery charger
- 24V trolling motor harness
- Bow panel w/trolling motor receptacle, bow aerator switch & trim switch
- Port console-mounted 12V outlet
- Wiring system wrapped in abrasion-resistant protective conduit

#### Interior

- Elevated bow & aft fishing decks
- 5 pedestal seat base locations
- Fixed deluxe helm seat w/sliding adjustment & fixed passenger seat

- 2 movable, 360°-swivel & lock, folding fishing seats w/sturdy 2-3/8" (6.03 cm) seat pedestals
- Bow padded backrests
- Bow storage nets
- Below console storage w/angled footrest
- Center bow rod box for rods to 6' (1.83 m)
- 2 top-loading rod boxes in the gunnels for rods to 8' (2.44 m)
- In-floor center gear storage compartment
- Lockable closed side storage w/composite door below the port & starboard gunnels
- 2 tackle trays in bow panel
- Exclusive VERSATRACK® accessory-mounting channel in gunnels
- Carpeted trolling motor deck w/drink holder
- Marine-grade vinyl floor covering in cockpit area
- Marine-grade, fishing friendly cut-pile carpet on fishing decks

#### Livewell Systems

- Lighted bow 19-gal. (71.92 L) aerated livewell w/removable bait bucket timed & recirculated w/pump-out system
- Lighted aft 48-gal. (181.7 L) aerated livewell w/integrated baitwell, timed & recirculated w/pump-out system
- Dual 500 GPH (1,892.71 LPH) recirculating/pump-out pumps
- Dual 750 GPH (2,839.06 LPH) aerator/fill pumps w/timers
- Molded 1-piece construction w/rounded corners
- Adjustable aerator heads for maximum water control

#### Performance

- Deep deadrise & reversed chines for a smoother, drier ride & better overall performance
- Set-back transom designed to deliver undisturbed water to the prop
- Pressed-in strakes for optimal performance
- Factory-matched, performance-tested aluminum propeller

#### Trailer

- Custom-fit, tandem-axle trailer w/powder-coat finish & GALVASHIELD® Impact corrosion & chip protection
- Inside the frame brake line system w/1-point bleed
- Hydraulic drum brakes on 1 axle
- Chrome wheels & matching hub covers w/13" (33.02 cm) radial tires
- Super Lube hubs for quick & complete hub lubrication
- Space-saving swing-away tongue to reduce storage length
- 1,200-lb. (544.31 kg) swing-up jack w/swivel wheel
- Integrated boarding steps for easier boarding at bow
- Outboard motor support to reduce hull & transom stress
- Heavy-duty upright load guides for easy, centered loading
- Carpeted bunks & fender boards to protect hull
- Safety cables

#### Trolling Motor

- Minn Kota® PowerDrive™ 24V, 70-lb. (31.75 kg) thrust, 60" (1.52 m) shaft, foot-control trolling motor
- Trolling motor foot pedal storage keeps wiring from underfoot
- Thru-bolted trolling motor mount for extra strength

## OPTIONS

- Seat caddy
- Bow cushions
- Remote Kicker shifter
- 9.9 Kicker motor
- Vinyl floor & decks
- Snap-in carpet
- Rope ratchet cover—Black
- Convertible top—Black
- Full enclosure—Black
- Tandem w/2 brakes upgrade
- VERSATRACK® accessories

## Targa™ V-18 Combo

Length	Beam	Max. HP	Max. Person Cap.	Max. Weight Cap.	Fuel Cap.
<b>18' 2"</b> (5.54 m)	<b>102"</b> (2.59 m)	<b>200</b>	<b>6/885 Lbs.</b> (401.43 kg)	<b>1,650 Lbs.</b> (748.43 kg)	<b>40 Gal.</b> (151.42 L)

### BOAT SPECIFICATIONS

Bottom Width	88" (2.24 m)
Package Width	8' 6" (2.59 m)
Bow/Transom Deadrise	35°/20°
Average Weight	1,850 lbs. (839.15 kg)
Average Package Weight	3,494 lbs. (1,584.85 kg)
Depth Inside	28.75" (73.03 cm)
Transom Height	23" (58.42 cm)
Towing Length	24' 9" (7.54 m)
Storage Length	20' 6" (6.25 m)



### MOTOR OPTIONS

MERCURY® MOTOR	EST. SPEEDS (MPH)*
115 EXLPT FourStroke	35–38
150 XL FourStroke	46–47
200 XL Verado®	46–51

### STANDARD FEATURES

#### Comfort, Convenience & Peace of Mind

- Backed by the TRACKER® Promise
- NMMA® certified
- Flotation meets or exceeds NMMA® & U.S. Coast Guard Requirements
- Easy-fill EPA-compliant fuel tank
- Aft swim platform w/boarding ladder
- Removable ski tow pylon
- Bow & stern eyes
- 4 cleats
- 3 battery trays
- Motor-stop safety lanyard
- Fire extinguisher, horn & paddle

#### Console

- Lowrance® HOOK-4x color fishfinder
- Padded sport steering wheel & SeaStar™ hydraulic steering w/tilt
- Port & starboard fiberglass-reinforced molded composite consoles w/tempered safety-glass walk-thru windshield
- Passenger console w/storage
- Dash layout w/enough space to accept large graph
- Starboard weather-protected AM/FM Bluetooth®-capable stereo
- Strategically placed instruments w/recessed gauges
- Illuminated speedometer, tachometer, voltmeter, fuel gauge, water pressure & trim gauge
- Molded 1-piece construction w/rounded corners
- Midnight Lazer instrument & switch panel w/toggle switches

#### Construction & Exterior

- Diamond Coat™ finish w/industry-exclusive powder coat & clearcoat for long-lasting good looks
- All-welded, 2-piece .100 aluminum Deep V hull w/wide beam & stable bottom for a smoother, drier ride in rough waters
- Robotically welded, all-aluminum box-beam transom w/corner braces welded in to unitize & strengthen the hull
- Expanding foam injected into hull cavities for added hull stiffening, flotation & a quieter ride
- Transom motor-mounting plate for increased strength & durability
- Welded-in longitudinal stringer system for full-length support of the running surface
- Wide 8' 6" (2.59 m) beam for more interior room, plus wide 7' 4" (2.24 m) bottom for more stability
- Super-wide 11" (27.94 cm) gunnels for structural strength & rigidity w/integrated storage below
- Full-length non-skid grip mats on top of gunnels
- Pressure-treated floor & deck(s) w/limited lifetime warranty
- Insulated flush-mount, all-aluminum & carpeted compartment lids
- Molded bow storage box/cooler w/raised lip for drier storage
- Diamond Coat™ Black Cherry or Metallic Light Charcoal gunnels & hull sides w/Starlight Gray bottom

#### Electrical

- 500 GPH (1,892.71 LPH) bilge pump
- Bow & console courtesy lights
- Interior courtesy lights
- Stowable navigation lights
- Interstate® batteries: 1 cranking & 2 trolling
- 2-bank battery charger
- 24V trolling motor harness
- Bow panel w/trolling motor receptacle, bow aerator switch & trim switch
- Port console-mounted 12V outlet
- Wiring system wrapped in abrasion-resistant protective conduit

#### Interior

- Elevated bow & aft fishing decks
- 5 pedestal seat base locations
- Fixed deluxe helm seat w/sliding adjustment & fixed passenger seat

- 2 movable, 360°-swivel & lock, folding fishing seats w/sturdy 2-3/8" (6.03 cm) seat pedestals
- Flip-up aft fishing deck extension w/2 folding jump seats
- Bow padded backrests & removable seat cushions
- Bow storage nets
- Starboard aft storage compartment
- Below console storage w/angled footrest
- Stowable step-to-bow-deck filler
- 2 top-loading rod boxes in the gunnels for rods to 8' (2.44 m)
- In-floor center gear storage compartment
- Lockable closed side storage w/composite door below the port & starboard gunnels
- Exclusive VERSATRACK® accessory-mounting channel in gunnels
- 2 tackle trays in bow panel
- Carpeted trolling motor deck w/drink holder
- Marine-grade vinyl floor covering in cockpit area
- Marine-grade, fishing friendly cut-pile carpet on fishing decks

#### Livewell Systems

- Lighted bow 19-gal. (71.92 L) aerated livewell w/removable bait bucket timed & recirculated w/pump-out system
- Lighted aft port 10-gal. (37.85 L) aerated livewell w/timer
- 750 GPH (2,839.06 LPH) aerator/fill pump & 500 GPH (1,892.71 LPH) recirculating/pump-out pump (bow livewell)
- Molded 1-piece construction w/rounded corners
- Adjustable aerator heads for maximum water control

#### Performance

- Deep deadrise & reversed chines for a smoother, drier ride & better overall performance
- Set-back transom designed to deliver undisturbed water to the prop
- Pressed-in strakes for optimal performance
- Factory-matched, performance-tested aluminum propeller

#### Trailer

- Custom-fit, tandem-axle trailer w/powder-coat finish & GALVASHIELD® Impact corrosion & chip protection
- Inside the frame brake line system w/1-point bleed
- Hydraulic drum brakes on 1 axle
- Chrome wheels & matching hub covers w/13" (33.02 cm) radial tires
- Super Lube hubs for quick & complete hub lubrication
- Space-saving swing-away tongue to reduce storage length
- 1,200-lb. (544.31 kg) swing-up jack w/swivel wheel
- Integrated boarding steps for easier boarding at bow
- Outboard motor support to reduce hull & transom stress
- Heavy-duty upright load guides for easy, centered loading
- Carpeted bunks & fender boards to protect hull
- Safety cables

#### Trolling Motor

- Minn Kota® PowerDrive™ 24V, 70-lb. (31.75 kg) thrust, 60" (1.52 m) shaft, foot-control trolling motor
- Trolling motor foot pedal storage keeps wiring from underfoot
- Thru-bolted trolling motor mount for extra strength

## OPTIONS

- Seat caddy
- Bow cushions
- Remote Kicker shifter
- 9.9 Kicker motor
- Rope ratchet cover—Black
- Convertible top—Black
- Full enclosure—Black
- Tandem w/2 brakes upgrade
- VERSATRACK® accessories

## Targa™ V-19 WT

Length	Beam	Max. HP	Max. Person Cap.	Max. Weight Cap.	Fuel Cap.
<b>19'</b> (5.79 m)	<b>102"</b> (2.59 m)	<b>225</b>	<b>8/1,100 Lbs.</b> (498.95 kg)	<b>2,000 Lbs.</b> (907.18 kg)	<b>47 Gal.</b> (177.91 L)

### BOAT SPECIFICATIONS

Bottom Width	88" (2.24 m)
Package Width	8' 6" (2.59 m)
Bow/Transom Deadrise	35°/20°
Average Weight	2,001 lbs. (907.64 kg)
Average Package Weight	4,019 lbs. (1,822.99 kg)
Depth Inside	25" (63.50 cm)
Transom Height	23" (58.42 cm)
Towing Length	24' 5" (7.44 m)
Storage Length	24' 5" (7.44 m)



### MOTOR OPTIONS

MERCURY® MOTOR	EST. SPEEDS (MPH)*
150 XL FourStroke	46–47
200 XL Verado®	47–51
200 XL Verado® (L6)	49–54
225 XL OptiMax® Pro XS	51–56
225 XL Verado®	50–55

### STANDARD FEATURES

#### Comfort, Convenience & Peace of Mind

- Backed by the TRACKER® Promise
- NMMA® certified
- Flotation meets or exceeds NMMA® & U.S. Coast Guard Requirements
- Easy-fill EPA-compliant fuel tank
- Aft swim platform w/boarding ladder
- Ski tow pylon receptacle to accept optional pylon
- Bow & stern eyes
- 4 battery trays
- 6 flip-up cleats
- Motor-stop safety lanyard
- Fire extinguisher, horn & paddle

#### Console

- Lowrance® HOOK-5 color fishfinder w/GPS
- Padded sport steering wheel & SeaStar™ hydraulic steering w/tilt
- Port & starboard fiberglass-reinforced composite consoles w/tempered safety-glass walk-thru windshield
- Passenger console w/lockable storage
- Dash layout w/enough space to accept large graph
- Starboard weather-protected AM/FM Bluetooth®-capable stereo
- Strategically placed instruments w/recessed gauges
- Illuminated dual-function gauges w/tachometer/trim, speedometer/fuel, single function voltmeter & water pressure
- Illuminated rocker switches

#### Construction & Exterior

- Diamond Coat™ finish w/industry-exclusive powder coat & clearcoat for long-lasting good looks
- All-welded, 2-piece .125 aluminum Deep V hull w/wide beam & stable bottom for a smoother, drier ride in rough waters
- Robotically welded, all-aluminum box-beam transom w/corner braces welded in to unitize & strengthen the hull
- Expanding foam injected into hull cavities for added hull stiffening, flotation & a quieter ride
- Transom motor-mounting plate for increased strength & durability
- Welded-in longitudinal stringer system for full-length support of the running surface
- Wide 8' 6" (2.59 m) beam for more interior room, plus wide 7' 4" (2.24 m) bottom for more stability
- Super-wide 11" (27.94 cm) gunnels for structural strength & rigidity w/integrated storage below
- Full-length non-skid grip mats on top of gunnels
- Pressure-treated floor & deck(s) w/limited lifetime warranty
- Insulated flush-mount, all-aluminum & carpeted compartment lids
- Molded bow storage box/cooler w/raised lip for drier storage
- Diamond Coat™ Metallic TRACKER® Black or Metallic Light Charcoal gunnels & hull sides w/Starlight Gray bottom

#### Electrical

- 1,000 GPH (3,785.41 LPH) bilge pump
- Bow & console courtesy lights
- Interior courtesy lights
- Stowable navigation lights
- Interstate® batteries: 1 cranking & 2 trolling
- 3-bank battery charger
- 24V trolling motor harness
- Bow panel w/trolling motor receptacle, 12V outlet, bow aerator switch & trim switch
- Port console-mounted 12V outlet
- Wiring system wrapped in abrasion-resistant protective conduit

#### Interior

- 100% composite seating
- Elevated bow & aft fishing decks
- 6 pedestal seat base locations
- Fixed-position, sliding deluxe driver seat w/air-powered height adjustment & air-ride shock absorption

- 3 movable, 360°-swivel & lock, folding fishing seats w/air-powered height adjustment & air-ride shock absorption seat pedestals
- Bow padded backrests
- Bow storage nets
- Front-access, below console storage
- Below console storage w/angled footrest
- Center bow lockable rod box w/designated organizer for 6'-8' (1.83–2.44 m) spinning & baitcast rods
- 2 top-loading rod boxes in the gunnels for rods to 8' (2.44 m)
- In-floor center gear storage compartment
- Lockable closed side storage w/composite door below the port gunnel
- Exclusive VERSATRACK® accessory-mounting channel in gunnels
- Open storage compartment in bow panel
- Carpeted trolling motor deck w/drink holder
- Marine-grade vinyl floor covering in cockpit area
- Marine-grade, fishing friendly cut-pile carpet on fishing decks

#### Livewell Systems

- Lighted bow 19-gal. (71.92 L) aerated livewell timed & recirculated w/pump-out system
- Lighted aft 48-gal. (181.7 L) aerated livewell w/integrated baitwell, timed & recirculated w/pump-out system
- Dual 750 GPH (2,839.06 LPH) aerator/fill pumps & dual 500 GPH (1,892.71 LPH) recirculating/pump-out pumps
- Molded 1-piece construction w/rounded corners
- Adjustable aerator heads for maximum water control

#### Performance

- Deep deadrise & reversed chines for a smoother, drier ride & better overall performance
- Set-back transom designed to deliver undisturbed water to the prop
- Pressed-in strakes for optimal performance

#### Trailer

- Custom-fit, tandem-axle trailer w/powder-coat finish & GALVASHIELD® Impact corrosion & chip protection
- Inside the frame brake line system w/1-point bleed
- Hydraulic drum brakes on 1 axle
- Chrome wheels & matching hub covers w/13" (33.02 cm) radial tires
- Super Lube hubs for quick & complete hub lubrication
- Spare tire carrier w/matching spare tire
- Space-saving swing-away tongue to reduce storage length
- 1,200-lb. (544.31 kg) swing-up jack w/swivel wheel
- Integrated boarding steps for easier boarding at bow
- Outboard motor support to reduce hull & transom stress
- Heavy-duty upright load guides for easy, centered loading
- Carpeted bunks & fender boards to protect hull
- Safety cables

#### Trolling Motor

- Minn Kota® PowerDrive™ 24V, 70-lb. (31.75 kg) thrust, 60" (1.52 m) shaft, foot-control trolling motor
- Trolling motor foot pedal storage keeps wiring from underfoot
- Thru-bolted trolling motor mount for extra strength

## OPTIONS

- Seat caddy
- Bow cushions
- Remote Kicker shifter
- 9.9 Kicker motor
- Vinyl floor & decks
- Ski tow pylon
- Tandem w/2 brakes upgrade
- VERSATRACK® accessories

## Targa™ V-19 Combo

Length	Beam	Max. HP	Max. Person Cap.	Max. Weight Cap.	Fuel Cap.
<b>19'</b> (5.79 m)	<b>102"</b> (2.59 m)	<b>225</b>	<b>8/1,100 Lbs.</b> (498.95 kg)	<b>2,000 Lbs.</b> (907.18 kg)	<b>47 Gal.</b> (177.91 L)

### BOAT SPECIFICATIONS

Bottom Width	88" (2.24 m)
Package Width	8' 6" (2.59 m)
Bow/Transom Deadrise	35°/20°
Average Weight	2,001 lbs. (907.64 kg)
Average Package Weight	4,019 lbs. (1,822.99 kg)
Depth Inside	25" (63.50 cm)
Transom Height	23" (58.42 cm)
Towing Length	24' 5" (7.44 m)
Storage Length	24' 5" (7.44 m)



### MOTOR OPTIONS

MERCURY® MOTOR	EST. SPEEDS (MPH)*
150 XL FourStroke	40–43wvw
200 XL Verado®	47–51
200 XL Verado® (L6)	49–54
225 XL OptiMax® Pro XS	51–56
225 XL Verado®	50–55

### STANDARD FEATURES

#### Comfort, Convenience & Peace of Mind

- Backed by the TRACKER® Promise
- NMMA® certified
- Flotation meets or exceeds NMMA® & U.S. Coast Guard Requirements
- Easy-fill EPA-compliant fuel tank
- Aft swim platform w/boarding ladder
- Removable ski tow pylon
- Bow & stern eyes
- 4 battery trays
- 6 flip-up cleats
- Motor-stop safety lanyard
- Fire extinguisher, horn & paddle

#### Console

- Lowrance® HOOK-5 color fishfinder w/GPS
- Padded sport steering wheel & SeaStar™ hydraulic steering w/tilt
- Port & starboard fiberglass-reinforced composite consoles w/tempered safety-glass walk-thru windshield
- Passenger console w/lockable storage
- Dash layout w/enough space to accept large graph
- Starboard weather-protected AM/FM Bluetooth®-capable stereo
- Strategically placed instruments w/recessed gauges
- Illuminated dual-function gauges w/tachometer/trim, speedometer/fuel, single function voltmeter & water pressure
- Illuminated rocker switches

#### Construction & Exterior

- Diamond Coat™ finish w/industry-exclusive powder coat & clearcoat for long-lasting good looks
- All-welded, 2-piece .125 aluminum Deep V hull w/wide beam & stable bottom for a smoother, drier ride in rough waters
- Robotically welded, all-aluminum box-beam transom w/corner braces welded in to unitize & strengthen the hull
- Expanding foam injected into hull cavities for added hull stiffening, flotation & a quieter ride
- Transom motor-mounting plate for increased strength & durability
- Welded-in longitudinal stringer system for full-length support of the running surface
- Wide 8' 6" (2.59 m) beam for more interior room, plus wide 7' 4" (2.24 m) bottom for more stability
- Super-wide 11" (27.94 cm) gunnels for structural strength & rigidity w/integrated storage below
- Full-length non-skid grip mats on top of gunnels
- Pressure-treated floor & deck(s) w/limited lifetime warranty
- Insulated flush-mount, all-aluminum & carpeted compartment lids
- Molded bow storage box/cooler w/raised lip for drier storage
- Diamond Coat™ Metallic TRACKER® Black or Black Cherry & hull sides w/Starlight Gray bottom

#### Electrical

- 1,000 GPH (3,785.41 LPH) bilge pump
- Bow & console courtesy lights
- Interior courtesy lights
- Stowable navigation lights
- Interstate® batteries: 1 cranking & 2 trolling
- 3-bank battery charger
- 24V trolling motor harness
- Bow panel w/trolling motor receptacle, 12V outlet, bow aerator switch & trim switch
- Port console-mounted 12V outlet
- Wiring system wrapped in abrasion-resistant protective conduit

#### Interior

- 100% composite seating
- Elevated bow & aft fishing decks
- 6 pedestal seat base locations

- Fixed-position, sliding deluxe driver seat w/air-powered height adjustment & air-ride shock absorption
- 3 movable, 360°-swivel & lock, folding fishing seats w/air-powered height adjustment & air-ride shock absorption seat pedestals
- Flip-up aft fishing deck extension w



# Custom Trailers EASY TOWING

We've been building custom-matched boat trailers for 40 years.

Every Mod V and Deep V boat comes standard with a great-looking, long-lasting, custom-matched TRACKER® trailer. Unlike some trailers, ours are welded together for maximum strength. Each features our exclusive GALVASHIELD® Impact corrosion and chip protection with a best-in-class, three-year corrosion warranty. Plus, each one is designed and built to provide maximum support for your boat and a smooth ride behind your vehicle. Carpeted bunks, load guides, a heavy-duty winch and Super Lube hubs are just a few of the built-in advantages of a TRACKER trailer. And almost all of our trailers come standard with 13" (33.02 cm) or 14" (35.56 cm) silver powder-coated or chrome wheels, matching hub covers and radial tires for even better on-road performance and great-looking longevity.

Every trailer frame features our new exclusive 50% thicker GALVASHIELD® Impact protection, providing exceptional corrosion and chip resistance and rugged good looks that will stand up to the elements for years to come.

The GALVASHIELD Impact trailer finish is a 5-mil.-thick, matte black, textured powder coat that improves corrosion-resistance while adding chip-resistance. The steel tubing is still galvanized on the outside and inside and sealed with a flexible clear coat before it arrives at our plant in Ozark, Missouri. The trailer frame and components are put through a 5-stage wash and then thoroughly dried to ensure perfect adhesion to the metal.

For the application of the finish, the trailer components receive an electrostatic charge, which attracts the opposite charge in the powder coat particles. This assures thorough coverage, uniform thickness and minimal waste, all while having virtually no environmental effect.

The GALVASHIELD Impact finish is then heated to its melting point as it bonds securely to the galvanized metal at the molecular level. The result is a harder, longer lasting and environmentally-friendly finish that protects against both corrosion and chipping.

### 3-Year Warranty Protection

Our GALVASHIELD tubing, with its baked-on powder-coat finish, offers industry-leading warranty protection (three years) against failure due to corrosion.



**COLD-FORMED STEEL  
FOR EXTRA STRENGTH**

**GALVANIZED (ZINC COATED)  
INSIDE & OUT**

**CONVERSION COAT  
FOR SUPERIOR ADHESION**

**GALVASHIELD IMPACT  
POWDER-COAT FINISH  
CHIP PROTECTION**



### All-Welded Construction

The all-welded construction of our trailers means there are no bolts to loosen over time, maximizing durability. And each trailer is custom built for each boat model, making the fit as impressive as the construction.

### Hubs & Brakes

Long-lived, easy to lubricate Super Lube hubs, included on all TRACKER trailers, keep your ride smooth and your mind at peace, delivering years of reliable performance. Most boat and trailer packages offered by TRACKER Boats are available with brakes as an option. State towing regulations vary regarding vehicle weight rating and requirements for brakes on boat trailers. Check the brake requirements for your state.



### Super Lube Hubs

Our exclusive Super Lube hubs make maintenance easy. Just inject grease into the fittings to deliver lubrication to both inner and outer wheel bearings.

### Surge Brakes

Most TRACKER trailers are available with optional drum surge brakes that stop quickly and won't engage when backing.





# Protect Your INVESTMENT

Custom-crafted and matched to your boat.

TRACKER® factory-fit boat covers, tops and enclosures are the best choice for your boat because they're made by Dowco®, our original equipment manufacturer supplier for over 25 years. The TRACKER boat covers are designed to protect your boat from the elements for years to come. Our custom Mod V and Deep V covers are crafted of ClimaShield® Plus, a 7.5-oz. (0.21 kg) , 600-denier, solution-dyed polyester that's water-resistant and breathable to allow moisture to escape.

## MOD V COVERS



## DEEP V COVERS



### BIMINI TOP

Get out of the sun and into the shade of a custom-matched TRACKER Bimini top. In addition to being exceptionally long lasting, these tops are quick to put up and pull down.



### STAND-UP CONVERTIBLE TOP

Protect yourself and your passengers from the elements with a stand-up convertible top. Roomy enough for easy movement in the cockpit. Available for all Walk-Thru and Combo models.



### FULL ENCLOSURE

Custom fit for the bow of Walk-Thru and Combo models, these heavy-duty covers prevent water and spray from overtopping the bow and entering the cockpit.

Covers may differ from those shown. Boats shown may be from previous model years. See your authorized TRACKER dealer or call 855.580.0755 for more information.



# THE BEST FACTORY WARRANTY in Aluminum Boats



- Standard on all-welded TRACKER boats
- 5-year bow-to-stern coverage (non-prorated)
- Limited lifetime structural & deck warranty (non-prorated)
- 3-year warranty on powder coat finish adhesion
- 3-year warranty on factory-installed trolling motor & fishfinder
- Provisions for transfer to a second owner

Go to [TRACKERBOATS.COM/WARRANTY](https://TRACKERBOATS.COM/WARRANTY) for complete warranty information.

## What's covered and for how long?

For 5 years from the original date of purchase from a TRACKER® dealer: parts and labor for defects in materials and workmanship as to all other portions of the boat manufactured or installed by TRACKER (except as noted below), subject to normal recommended usage and maintenance, including but not limited to the following: all electrical components, livewells, plumbing, stereos, gauges, switches, console(s), windshield, steering wheel, fishing seats, steering components, marine-grade carpet and vinyl, fuel system and gelcoat (against cracking or blistering—fiberglass components only).

For the life of the boat (as long as it is owned by the original retail purchaser): parts and labor for defects in materials and workmanship solely as to the following items (subject to normal recommended usage and maintenance): hull, interior ribs, transom, exterior welds and plywood decking.

For three years from the original date of purchase from a TRACKER dealer: parts and labor for defects in materials and workmanship solely as to the following items (subject to normal recommended usage and maintenance): paint adhesion to substrate, standard factory-installed trolling motor and standard factory-installed fishfinder.






# Versatility in YOUR HANDS VersaTrack

Accessories to make  
every fishing task faster  
and easier.

TRACKER®-exclusive VERSATRACK® channels permit quick mounting and moving of optional accessories. Rod holders, tool holders, tackle trays, cutting boards, drink holders—simply tighten or loosen the bolt and wing nut to move your accessories anywhere along the gunnels. See your local TRACKER dealer for availability. Standard on all TRACKER boats, excluding Heritage Edition and Topper riveted jons.



**3- OR 4-ROD HOLDER**  
Easily holds rods above deck for quick access when you reach your fishing hole.



**DRINK HOLDER**  
Keep a cold beverage nearby for hydration—or even coffee or hot chocolate on cold mornings.



**CUTTING BOARD**  
The cutting board is easy to install or detach, and it cleans easily after messy jobs.



**TOOL HOLDER**  
Keeps pliers, hook-outs, knives, terminal tackle and more within reach anywhere in the boat.



**TACKLE TRAY**  
Store tackle trays for easy access to your favorite lures, plus pliers and tools.



**ROD HOLDER**  
Locks down 1 rod for trolling or traveling. Easily adjustable for casting or spinning rods.

Not all VERSATRACK accessories fit all models.  
See your dealer for details.





# GRIZZLY

## JON & UTILITY BOATS

Our lineup of the best-selling fishing boats in America includes GRIZZLY® jon and utility boats—a line of rugged fishing, hunting and work boats that are built with the same dedication to quality as every TRACKER® Mod V and Deep V.

### GRIZZLY SPORTSMAN BOATS

Do you love to hunt? Or is bowfishing your passion? Whether it's one or both, you'll find an all-welded GRIZZLY Sportsman model that's just right for you. From a 15' (4.57 m) duck boat to a massive 20' (6.10 m) bowfishing machine, your quarry doesn't stand a chance. Innovative features like removable, lockable gun storage and raised, removable shooting decks make hunting on the water easier and more enjoyable than ever.

### GRIZZLY SIDE & CENTER CONSOLES

These no-frills, no-holds-barred, all-welded boats offer everything you need—and nothing you don't—to get the job done, whether that's fishing, hunting or working. Constructed to the same standards as TRACKER Mod Vs and Deep Vs, these tough boats include a trailer and outboard, and are finished in a durable Forest Green powder coat with optional Woodland or Grassland camo pattern. Also available without the outboard and trailer.

### TOPPER RIVETED JONS

Topper riveted jons are affordable, durable and convenient ways for anyone to get off the bank and onto the water! Available with optional trailers.

See GRIZZLY and Topper boats at your local dealer, or go to [TRACKERBOATS.COM](http://TRACKERBOATS.COM) to browse the selection or order a free brochure. GRIZZLY all-welded bats are backed by The TRACKER Promise, and Topper riveted jons are backed by a 3-year warranty.









## Four Decades of Fishing Memories

From the first BASS TRACKER® boat, motor and trailer package in 1978, to the comprehensive lineup of aluminum boat models of 2018, TRACKER has always had one goal: make it as easy as possible for regular people to get on the water and have fun with family and friends. We work hard every day to make this vision a reality, so get out there and catch a whopper!



**Bass Pro Shops** Proudly Announces The **Bass Tracker**

Each Rig Features:


- ★ 16 Foot Aluminum Bass Tracker Boat with a New Modified "U" Hull
- ★ Custom Bass Tracker Trailer
- ★ 35 Hp. Johnson Outboard Motor
- ★ Hummingbird Super 60 Depth Sounder
- ★ Minn-Kota 585 Foot-Controlled Motor
- ★ Black, Black Marlin: See Opposite Side for Detailed Listing

Call Today 417-883-4960

**America's Finest Aluminum**  
At An Undeniably LOW PRICE

**\$2,995<sup>00</sup>**

F.O.B. Bass Pro Shops  
National Headquarters  
Springfield, Missouri 65804



\* Does not reflect current pricing.





**TRACKER**  
boats

2500 E. Kearney | Springfield, MO 65898 U.S.A.

**TRACKERBOATS.COM**



**TRACKERBOATS**



**TRACKER BOATS**

Photos may show optional or special edition equipment available at an additional cost. Details in pricing, savings, features and promotions may vary by location and are subject to change without notice. Void where prohibited by law. Best efforts are used to ensure the accuracy of our advertising, however, errors may sometimes occur. See your local dealer for complete information. F.O.B. Springfield, MO, USA. © 2017 White River Marine Group, LLC



SKU #2473276

UPC #092229435305



BPSCS.23M.10/17.CP

INTERNATIONAL

Your Authorized TRACKER® Boats Dealer